

SIMPLE DES

Simple DES is a block cipher which encrypts an 8-bit block of plaintext using a 10-bit key and outputs an 8-bit block of ciphertext.

The encryption algorithm involves five functions executed in the following order:

1. an initial permutation IP ,
2. a function f_K ,
3. a switch function SW that switches two halves,
4. the function f_K again,
5. the inverse IP^{-1} of permutation IP .

Steps 2 and 3 use keys K_1 and K_2 , resp., which are generated via a key generation algorithm.

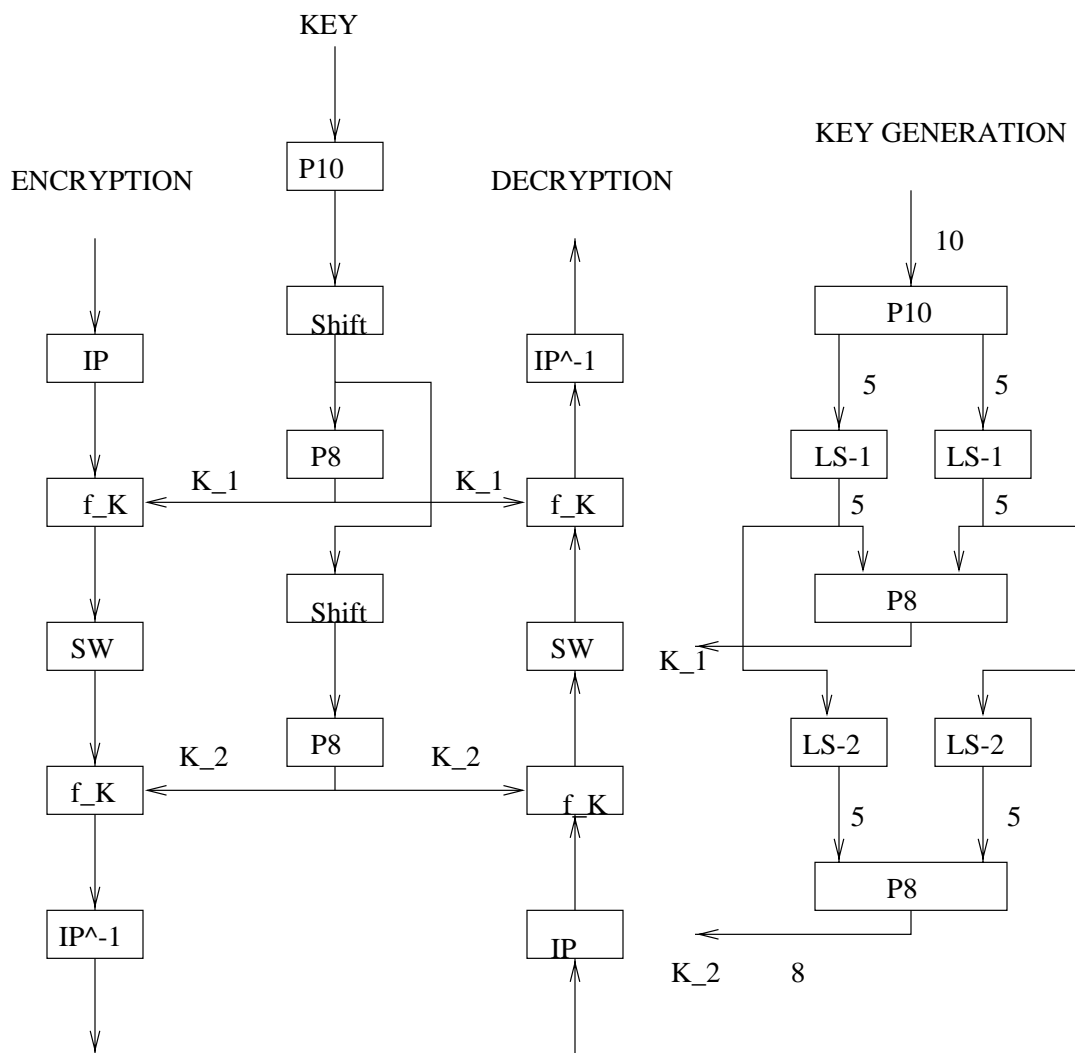
KEY GENERATION

Key generation involves three functions which are applied in a five step sequence in order to produce two subkeys:

1. a permutation P_{10} which permutes a 10-bit input,
2. a left shift operation,
3. an 8-bit permutation that produces an 8-bit output; this gives the first subkey K_1 ,
4. again the output from step 2 is subjected to a second double left shift
5. an 8-bit permutation that produces a second 8-bit output; this is the second subkey K_2 .

Several alternatives could have been applied, like, either using a larger key or using two independent keys.

SIMPLE DES



STRUCTURE OF SIMPLE DES

S-Boxes:

$$S_0 = \begin{bmatrix} 1 & 0 & 3 & 2 \\ 3 & 2 & 1 & 0 \\ 0 & 2 & 1 & 3 \\ 3 & 1 & 3 & 2 \end{bmatrix} \quad S_1 = \begin{bmatrix} 0 & 1 & 2 & 3 \\ 2 & 0 & 1 & 3 \\ 3 & 0 & 1 & 0 \\ 2 & 1 & 0 & 3 \end{bmatrix}$$

Permutation P10:

$$\begin{pmatrix} 3 & 5 & 2 & 7 & 4 & 10 & 1 & 9 & 8 & 6 \\ 1 & 2 & 3 & 4 & 5 & 6 & 7 & 8 & 9 & 10 \end{pmatrix}$$

Permutation P8:

$$\begin{pmatrix} 6 & 3 & 7 & 4 & 8 & 5 & 10 & 9 \\ 1 & 2 & 3 & 4 & 5 & 6 & 7 & 8 \end{pmatrix}$$

Permutation P4:

$$\begin{pmatrix} 2 & 4 & 3 & 1 \\ 1 & 2 & 3 & 4 \end{pmatrix}$$

BASIC FUNCTIONS OF SIMPLE DES

Encryption Algorithm on Key K :

$$y = E_K(x) = IP^{-1} \circ f_{K_2} \circ SW \circ f_{K_1} \circ IP(x),$$

where

$$K_1 = P8(\text{Shift}(P10(K)))$$

$$K_2 = P8(\text{Shift}(\text{Shift}(P10(K))))$$

Example of Key Generation:

1. key:	1010000010	:= K
2. $P10$:	1000001100	
3. Split:	10000	01100
4a. L-Shift:	00001	11000
5a. Merge:	0000111000	
6a. $P8$:	10100100	:= K_1
4b. Double L-Shift:	00100	00011
5b. Merge:	0010000011	
6b. $P8$:	01000011	:= K_2

Thus the original 10-bit key K is being used to generate two 8-bit keys K_1 and K_2 .

Decryption Algorithm on Key K :

$$x = D_K(y) = IP^{-1} \circ f_{K_1} \circ SW \circ f_{K_2} \circ IP(y)$$

The functions are defined as follows:

1. Initial Permutation:

$$IP : \begin{pmatrix} 2 & 6 & 3 & 1 & 4 & 8 & 5 & 7 \\ 1 & 2 & 3 & 4 & 5 & 6 & 7 & 8 \end{pmatrix}$$

2. Inverse of the Initial Permutation:

$$IP^{-1} : \begin{pmatrix} 4 & 1 & 3 & 5 & 7 & 2 & 8 & 6 \\ 1 & 2 & 3 & 4 & 5 & 6 & 7 & 8 \end{pmatrix}$$

Note that $IP(IP^{-1}(x)) = IP^{-1}(IP(x)) = x$, for all x . We must show that

$$D_K(E_K(x)) = x$$

The proof of this depends on the definition of the function f_K , which we define in the sequel. A proof will be given when we outline Feistel ciphers.

3. The Switch Function SW : Interchanges the left and right 4 bits so that the second application of f_K operates on a different set of 4 bits. (In the second instance E, S_0, S_1, P_4 remain the same and the key input is K_2 .)

4. The Shift Function $Shift$: This is a circular left shift (rotation) by one position on the first 5 bits or last 5 bits.

5. The Function f_K :

$$f_K(L, R) = (L \oplus F(R, SK), R),$$

where L, R are the leftmost and rightmost 4-bit strings of the 8-bit input string to f_K , and F is a mapping from 4-bit strings to 4-bit strings (not necessarily 1 – 1), and SK is a subkey (either K_1 or K_2 depending on the case).

Example: Assuming $F(R, SK) = 1110$ and $L = 1011, R = 1101$ we have

$$\begin{aligned} f_K(L, R) &= (L \oplus F(R, SK), R) \\ &= (1011 \oplus 1110, 1101) \\ &= (0101, 1101) \end{aligned}$$

5a. Expansion Operation E: expands a four bit string into an 8-bit string

$$\begin{pmatrix} 4 & 1 & 2 & 3 & 2 & 3 & 4 & 1 \\ 1 & 2 & 3 & 4 & 5 & 6 & 7 & 8 \end{pmatrix}$$

(so E is not a permutation). The output on input $n_1n_2n_3n_4$ is represented by

$$\mathbf{E}(n_1n_2n_3n_4) = \begin{matrix} n_4 & n_1 & n_3 & n_4 \\ n_2 & n_3 & n_4 & n_1 \end{matrix}$$

$K_1 = (k_{11}, k_{12}, k_{13}, k_{14}, k_{15}, k_{16}, k_{17}, k_{18})$ is now XOR-ed to obtain

$$\begin{matrix} n_4 \oplus k_{11} & n_1 \oplus k_{12} & n_3 \oplus k_{13} & n_4 \oplus k_{14} \\ n_2 \oplus k_{15} & n_3 \oplus k_{16} & n_4 \oplus k_{17} & n_1 \oplus k_{18} \end{matrix}$$

which is abbreviated by

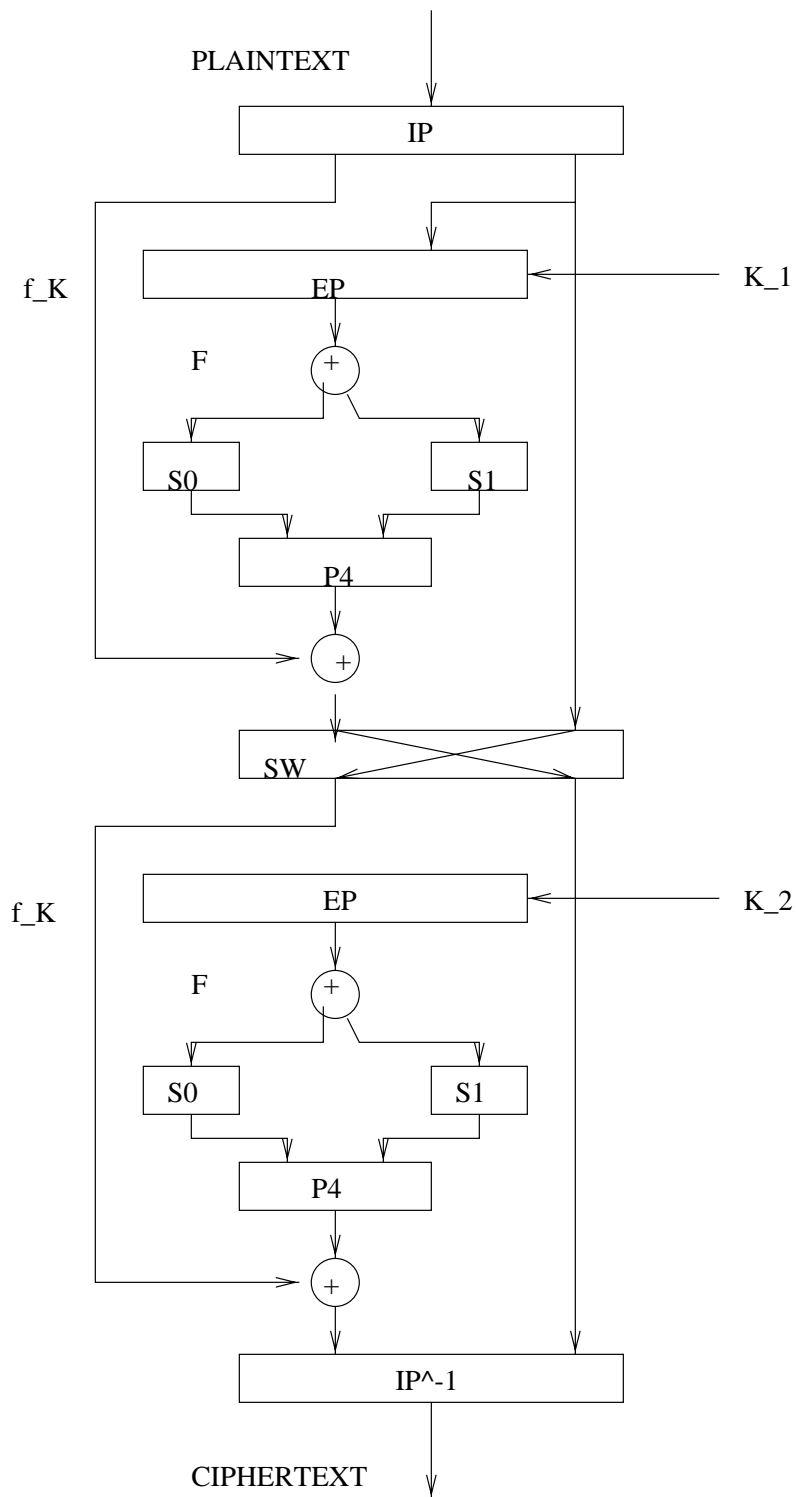
$$\begin{matrix} p_{00} & p_{01} & p_{02} & p_{03} \\ p_{10} & p_{11} & p_{12} & p_{13} \end{matrix}$$

These are now fed into the S -boxes: the top row into S_0 and the bottom row into S_1 .

5b. S -Boxes: The first four bits (first row) are now fed into S -box S_0 to produce a 2-bit output and the remaining four bits (second row) are fed into S_1 to produce another 2-bit output. The S -Boxes operate as follows: the 1st and 4th input bits are treated as a 2-bit number that specifies a row of the S -box and the 2nd and 3rd bits specify a column. The output is now the entry of the S -box in that (row,column). Similarly for S -box S_1 .

Example: Let $p_0p_1p_2p_3 = 0110$ be the top row. Then $p_0p_3 = 00 = 0$ and $p_1p_2 = 11 = 3$ and the output is from row 0 and column 3 of S_0 , which is 2 (= 10 in binary).

Next the four bits produced undergo permutation P_4 and this output is also the output of F .



FEISTEL CIPHERS

Feistel ciphers are based on designs of block ciphers that maximize the effect of Shannon's "Confusion" and "Diffusion".

In order for the encryption to be reversible (i.e. decryption) blocks generated must be unique. This means the transformation is $1 - 1$.

The block size cannot be too small because the resulting cipher may not be sufficiently complicated. At the same time a large permutation of a block is not practical. Feistel proposed an approximation to the ideal block cipher system, for large block size, out of smaller easily constructed components.

Input to the cipher is a plaintext of length $2n$ and a key K .

The plaintext block is divided into two parts: L_0 (left) and R_0 (right).

The two halves pass through r rounds of processing and then combine to produce the ciphertext block.

The input (L_{i-1}, R_{i-1}) to the i -th round is obtained from the output of the $(i - 1)$ -round as well as a subkey. Subkeys are different from K and from each other.

Each round is parametrized by the round subkey and has the same structure:

A substitution is performed on the left half by applying a “round” function F to the right half of the data. Following substitution a permutation is performed that consists of the interchange of the two halves of the data.

DESIGN PARAMETERS

Block & Key Size: The larger the block (respectively, key) size the greater the security provided and the smaller the e(de-)encryption speed. 64 bits is the currently accepted block size, while 128 bits is the currently accepted key size.

Number of Rounds: A typical size is 16 rounds.

Subkey Generation & Round Function: The greater the complexity of the algorithm the greater the difficulty of cryptanalysis.

Encryption/Decryption Speed: This is a major concern in applications.

Ease of Analysis: The algorithm should be easy to analyze in order to understand its weaknesses and increase user confidence.

FEISTEL ALGORITHM

Encryption:

$$\begin{aligned} LE_{i+1} &= RE_i \\ RE_{i+1} &= LE_i \oplus F(RE_i, K_{i+1}), \\ &i = 0, 1, \dots, 15. \end{aligned}$$

Decryption:

$$\begin{aligned} LD_{i+1} &= RD_i \\ RD_{i+1} &= LD_i \oplus F(RD_i, K_{16-i-1}), \\ &i = 0, 1, \dots, 15. \end{aligned}$$

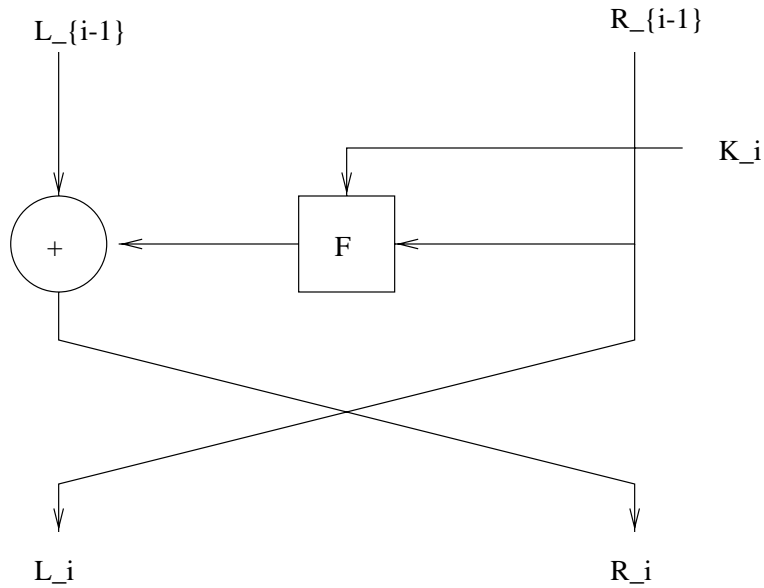
We can show by induction that $LD_i = RE_{16-i}$, and $RD_i = LE_{16-i}$. This is true for the initial step $i = 0$. Assume it is true for i

$$\begin{aligned} LD_{i+1} &= RD_i \\ &= LE_{16-i} \\ &= RE_{16-i-1} \end{aligned}$$

$$\begin{aligned} RD_{i+1} &= LD_i \oplus F(RD_i, K_{16-i-1}) \\ &= RE_{16-i} \oplus F(LD_{i+1}, K_{16-i-1}) \\ &= RE_{16-i} \oplus F(RE_{16-i-1}, K_{16-i-1}) \\ &= LE_{16-i-1} \oplus F(RE_{16-i-1}, K_{16-i-1}) \\ &\quad \oplus F(RE_{16-i-1}, K_{16-i-1}) \\ &= LE_{16-i-1} \end{aligned}$$

Hence, decryption is the inverse of encryption.

FEISTEL ROUND



FEISTEL ROUND_i

This is iterated for 16 steps. The reverse is used for decryption.

In practical block ciphers confusion and diffusion is amplified on some rounds with the application of additional substitutions.

FEISTEL TYPE ALGORITHMS

There are several algorithms differing in Block- and Key-size used as well as the number of Rounds.

	<i>Block Size</i>	<i>Key Size</i>	<i>#Rounds</i>
<i>DES</i>	64	56	16
<i>Double – DES</i>	64	112	32
<i>Triple – DES</i>	64	168	48
<i>IDEA</i>	64	128	8
<i>Blowfish</i>	64	32..448	16
<i>RC5</i>	32, 64, 128	0..2, 040	<i>vbl</i>
<i>CAST – 128</i>	64	40..128	16
<i>RC2</i>	64	8..1, 024	16

DESIGN GUIDELINES

The National Bureau of Standards (NBS) suggested the following guidelines in May 15, 1973:

1. High level of security
2. Complete specification and easy to understand
3. Security must be based on the key, not on the secrecy of the algorithm
4. System available to all users
5. Easily adaptable for diverse applications
6. Economical implementation in electronic devices
7. Algorithm efficient to use
8. Algorithm must be easy to validate
9. Algorithm must be exportable

These principles were meant to enhance public confidence and widespread use of the cryptosystem.

DATA ENCRYPTION STANDARD

DES was adapted as a standard in Jan. 1977, and is the most widely used cryptosystem, especially in financial transactions, PIN code generation, etc.

First published in the Federal Register of March 17, 1975.

Developed by IBM, it is a modification of an older system known as **LUCIFER**.

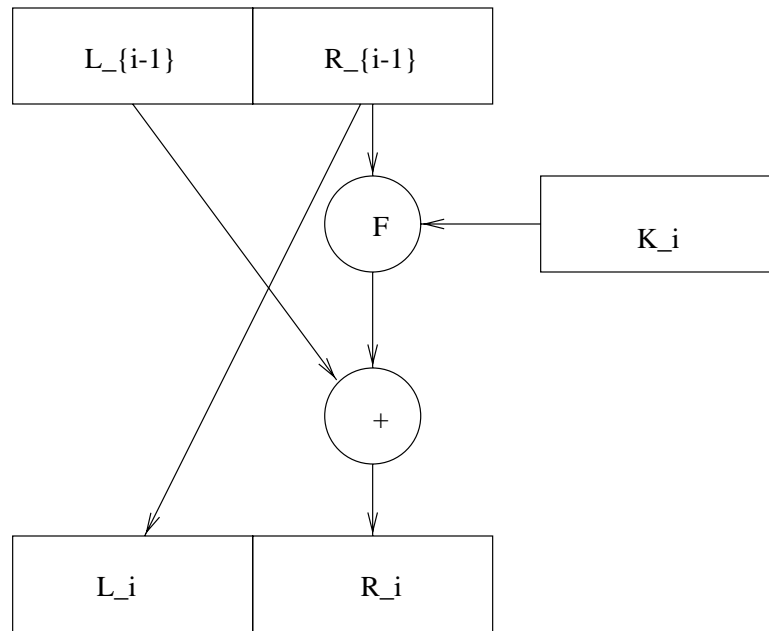
Its most recent renewal was Jan. 1994, but it will not be renewed again.

It is not considered “secure” for future transactions. A recent call of proposals is expected to lead to a successor of DES.

DES ALGORITHM

The DES algorithm is in three steps.

1. Given a plaintext x of 64 bits we compute $IP(x) = x_0 = L_0R_0$, where L_0 is the left half and R_0 the right half of x_0 .



2. 16 iterations of a certain function are then computed: $L_i = R_{i-1}, R_i = L_{i-1} \oplus F(R_{i-1}, K_i)$

3. Compute $IP^{-1}(R_{16}L_{16})$. This is the ciphertext block.

FUNCTION $F : \{0, 1\}^{32} \times \{0, 1\}^{48} \rightarrow \{0, 1\}^{32}$

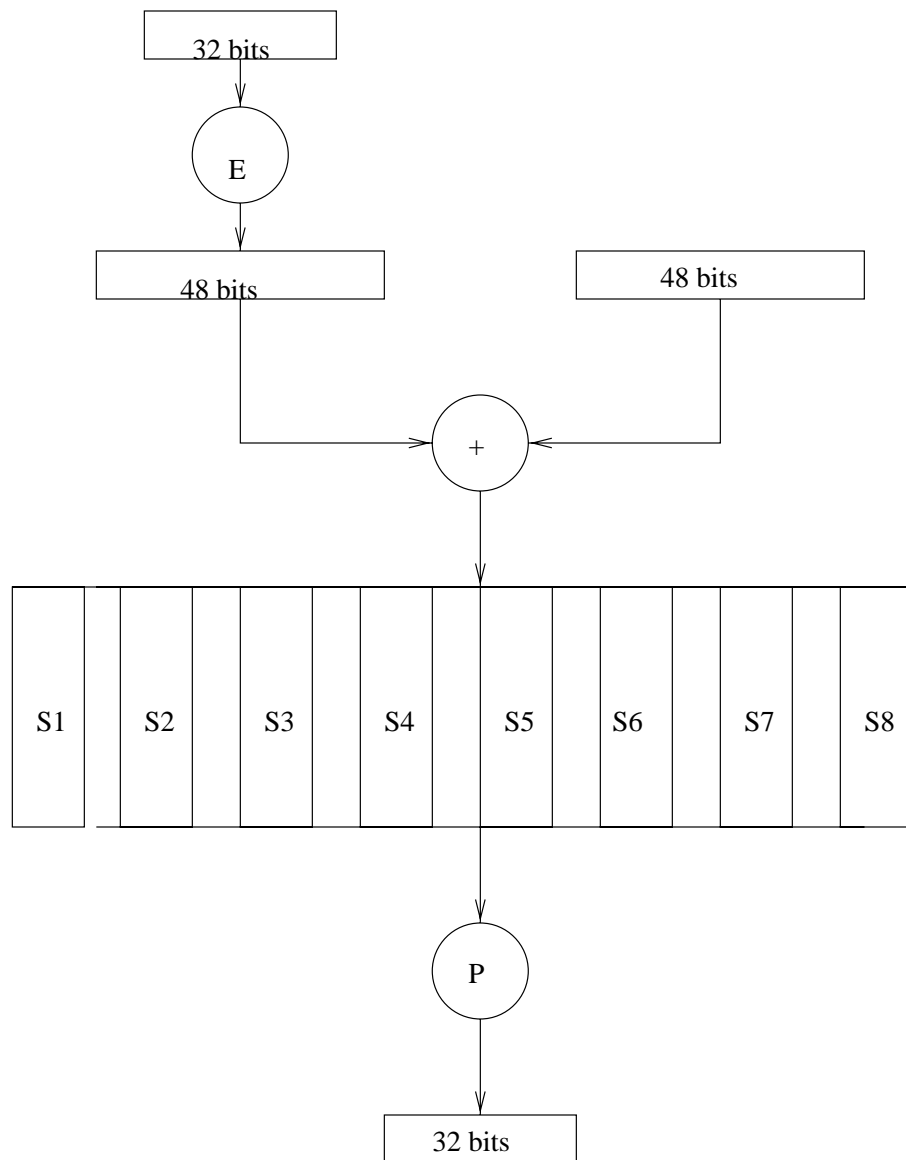
1. The first argument of F , say A , is expanded according to a function $E : \{0, 1\}^{32} \rightarrow \{0, 1\}^{48}$. $E(A)$ is a permutation of A with 16 of the bits repeated twice.

2. The other argument, say J , of F is 48 bits long. We compute $E(A) \oplus J$ and write the result as eight six-bit strings $B = B_1B_2 \cdots B_8$.

3. There are 8 S -boxes, S_1, \dots, S_8 which are 4×16 arrays with entries from 0 to 15 and can be thought of as functions $S_j : \{0, 1\}^2 \times \{0, 1\}^4 \rightarrow \{0, 1\}^4$. Given $B_j = b_1b_2 \cdots b_6$ we compute $S_j(B_j)$ as follows: b_1b_6 are the binary representation of a row and $b_2b_3b_4b_5$ of a column of S_j . $C_j := S_j(B_j)$ is the entry of S_j written in binary.

4. $C = C_1C_2 \cdots C_8$ (32 bits long) is permuted according to a permutation P and we define $F(A, J) = P(C)$.

The function F used in the DES algorithm is based on the following figure.



BASIC FUNCTIONS

IP is the initial permutation:

$$IP(x_1, x_2, \dots, x_{64}) = (x_{58}, x_{50}, \dots, x_7) :$$

58	50	42	34	26	18	10	2
60	52	44	36	28	20	12	4
62	54	46	38	30	22	14	6
64	56	48	40	32	24	16	8
57	49	41	33	25	17	9	1
59	51	43	35	27	19	11	3
61	53	45	37	29	21	13	5
63	55	47	39	31	23	15	7

and IP^{-1} is its inverse. The expansion **E** and permutation **P** functions are

32	1	2	3	4	5
4	5	6	7	8	9
8	9	10	11	12	13
12	13	14	15	16	17
16	17	16	19	20	21
20	21	22	23	24	25
24	25	26	27	28	29
28	29	30	31	32	1

16	7	20	21
29	12	28	17
1	15	23	26
5	18	31	10
2	8	24	14
32	27	3	9
19	13	30	6
22	11	4	25

S-box 1:
14, 4, 13, 1, 2, 15, 11, 8, 3, 10, 6, 12, 5, 9, 0, 7,
0, 15, 7, 4, 14, 2, 13, 1, 10, 6, 12, 11, 9, 5, 3, 8,
4, 1, 14, 8, 13, 6, 2, 11, 15, 12, 9, 7, 3, 10, 5, 0,
15, 12, 8, 2, 4, 9, 1, 7, 5, 11, 3, 14, 10, 0, 6, 13,

S-box 2:
15, 1, 8, 14, 6, 11, 3, 4, 9, 7, 2, 13, 12, 0, 5, 10,
3, 13, 4, 7, 15, 2, 8, 14, 12, 0, 1, 10, 6, 9, 11, 5,
0, 14, 7, 11, 10, 4, 13, 1, 5, 8, 12, 6, 9, 3, 2, 15,
13, 8, 10, 1, 3, 15, 4, 2, 11, 6, 7, 12, 0, 5, 14, 9,

S-box 3:
10, 0, 9, 14, 6, 3, 15, 5, 1, 13, 12, 7, 11, 4, 2, 8,
13, 7, 0, 9, 3, 4, 6, 10, 2, 8, 5, 14, 12, 11, 15, 1,
13, 6, 4, 9, 8, 15, 3, 0, 11, 1, 2, 12, 5, 10, 14, 7,
1, 10, 13, 0, 6, 9, 8, 7, 4, 15, 14, 3, 11, 5, 2, 12,

S-box 4:
7, 13, 14, 3, 0, 6, 9, 10, 1, 2, 8, 5, 11, 12, 4, 15,
13, 8, 11, 5, 6, 15, 0, 3, 4, 7, 2, 12, 1, 10, 14, 9,
10, 6, 9, 0, 12, 11, 7, 13, 15, 1, 3, 14, 5, 2, 8, 4,
3, 15, 0, 6, 10, 1, 13, 8, 9, 4, 5, 11, 12, 7, 2, 14,

S-box 5:
2, 12, 4, 1, 7, 10, 11, 6, 8, 5, 3, 15, 13, 0, 14, 9,
14, 11, 2, 12, 4, 7, 13, 1, 5, 0, 15, 10, 3, 9, 8, 6,
4, 2, 1, 11, 10, 13, 7, 8, 15, 9, 12, 5, 6, 3, 0, 14,
11, 8, 12, 7, 1, 14, 2, 13, 6, 15, 0, 9, 10, 4, 5, 3,

S-box 6:
12, 1, 10, 15, 9, 2, 6, 8, 0, 13, 3, 4, 14, 7, 5, 11,
10, 15, 4, 2, 7, 12, 9, 5, 6, 1, 13, 14, 0, 11, 3, 8,
9, 14, 15, 5, 2, 8, 12, 3, 7, 0, 4, 10, 1, 13, 11, 6,
4, 3, 2, 12, 9, 5, 15, 10, 11, 14, 1, 7, 6, 0, 8, 13,

S-box 7:
4, 11, 2, 14, 15, 0, 8, 13, 3, 12, 9, 7, 5, 10, 6, 1,
13, 0, 11, 7, 4, 9, 1, 10, 14, 3, 5, 12, 2, 15, 8, 6,
1, 4, 11, 13, 12, 3, 7, 14, 10, 15, 6, 8, 0, 5, 9, 2,
6, 11, 13, 8, 1, 4, 10, 7, 9, 5, 0, 15, 14, 2, 3, 12,

S-box 8:
13, 2, 8, 4, 6, 15, 11, 1, 10, 9, 3, 14, 5, 0, 12, 7,
1, 15, 13, 8, 10, 3, 7, 4, 12, 5, 6, 11, 0, 14, 9, 2,
7, 11, 4, 1, 9, 12, 14, 2, 0, 6, 10, 13, 15, 3, 5, 8,
2, 1, 14, 7, 4, 10, 8, 13, 15, 12, 9, 0, 3, 5, 6, 11

The eight S -boxes S_1, \dots, S_8 .

COMPUTATION OF KEY SCHEDULE

The key K is a bitstring of length 64: 56 bits are used for the key and 8 for parity check. Bits in positions 8, 16, \dots , 64 are defined so that the number of 1s in each byte is odd. The parity check bits are ignored in the computation.

1. Given K discard the parity check bits and permute the remaining according to permutation $PC - 1$: $PC - 1(K) = C_0D_0$, where C_0, D_0 are the two 28-bit long halves of K .

2. For $i = 1..16$, $C_i = LeftShift_i(C_{i-1})$, $D_i = LeftShift_i(D_{i-1})$ and $K_i = PC - 2(C_iD_i)$. Here, $LeftShift_i$ is a left-shift one position if $i = 1, 2, 9, 16$, and two positions, otherwise. Also $PC - 2$ is a fixed permutation. K_i has 48 bits.

Decryption is done by using the key schedule in reverse order: K_{16}, \dots, K_1 .

PERMUTATIONS PC-1 and PC-2

$PC - 1 :$

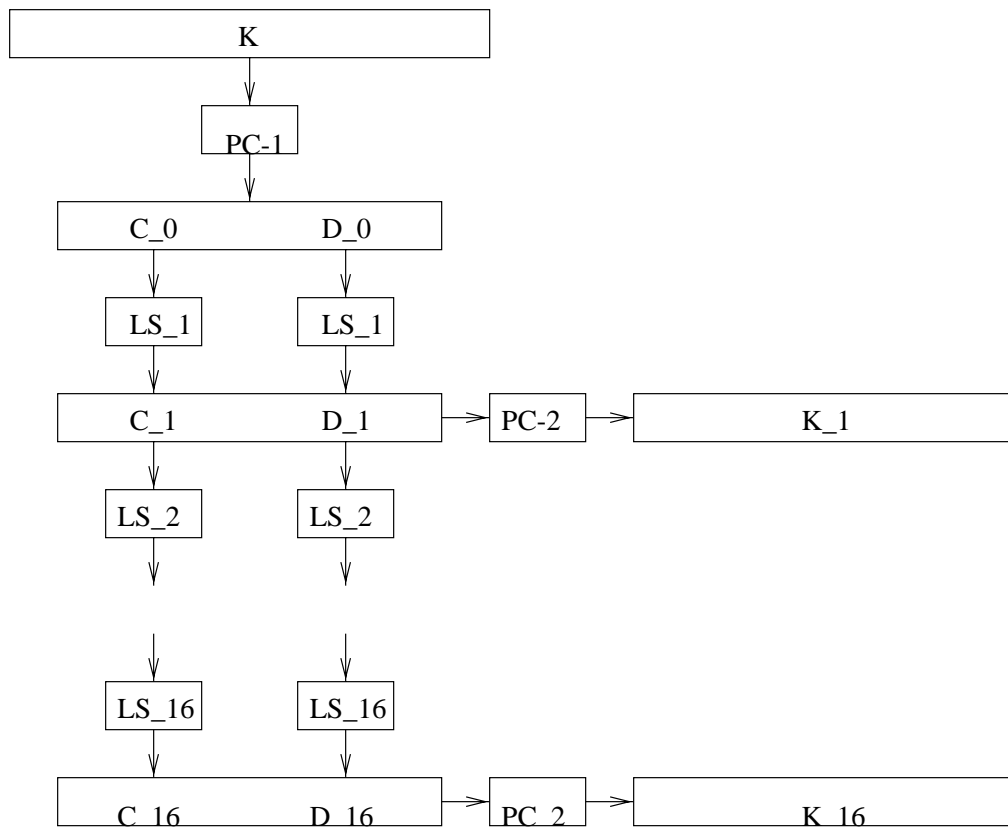
57	49	41	33	25	17	9
1	58	50	42	34	26	18
10	2	59	51	43	35	27
19	11	3	60	52	44	36
63	55	47	39	31	23	15
7	62	54	46	38	30	22
14	6	61	53	45	37	29
21	13	5	28	20	12	4

$PC - 2 :$

14	17	11	24	1	5
3	28	15	6	21	10
23	19	12	4	26	8
16	7	27	20	13	2
41	52	31	37	47	55
30	40	51	45	33	48
44	49	39	56	34	53
46	42	50	36	29	32

Note: $PC - 2$ generates 48 bits.

Computation of Key schedules



There are 16 rounds to the key computation.

DES DESIGN PRINCIPLES

Do the S -boxes contain hidden trapdoors to allow NSA to decrypt easily? NSA asserted the following properties in 1976:

P0: All the rows of all the S -boxes are permutations of $0, 1, \dots, 15$.

P1: S -boxes are not affine transformations of their input.

P2: Change in an input bit, changes at least two output bits of the S -box.

P3: For any x and any S -box S , $S(x), S(x \oplus 001100)$ differ by at least two bits.

P4: For any string x , bits b, b' and S -box S , $S(x) \neq S(x \oplus 11bb'00)$.

P5: For any S -box, and any fixed input bit the number of inputs for which a fixed output bit has the value 0 (or 1) is always between 13 and 19.

BREAKING DES

No further properties have been acknowledged.

There is a lot of controversy regarding DES security. Is a key space of size 2^{56} large enough?

Diffie and Hellman, as early as 1977, proposed the construction of special purpose machines for breaking DES, at a cost of \$ 20 million.

In 1993, Mike Wiener (of Entrust, an Ottawa based software firm) proposed a detailed design of a machine based on a key search chip which is pipelined so that all 16 encryptions take place simultaneously.

In Jan. 29, 1997, RSA-Labs issued a challenge (with a ten thousand dollar reward) to find a DES key for a plaintext message preceded by three known blocks containing the phrase “the unknown message is”. A project began Feb. 18, 1997, involving 70,000 systems worldwide. It ended 96 days later with the correct key!

DES has strong “diffusion” behavior. Small change in plaintext or key causes significant change in ciphertext (avalanche effect). As a test, two plaintexts that differ on only one bit

$$\begin{array}{cccccccc} 0^8 & 0^8 & 0^8 & 0^8 & 0^8 & 0^8 & 0^8 & 0^8 \\ 10^7 & 0^8 & 0^8 & 0^8 & 0^8 & 0^8 & 0^8 & 0^8 \end{array}$$

and a key

$$\begin{array}{cccc} 0^6 1 & 10^2 101^2 & 010^2 10^2 & 1^2 0^3 10 \\ 0^2 1^3 0^2 & 0^2 1^2 0^3 & 0^2 1^3 0^2 & 01^2 0^2 10 \end{array}$$

were used and generated blocks that differ as follows:

Round #	# of Bits that differ
0	1
4	39
8	29
12	30
16	34

MODES OF OPERATION

DES is used in banking, government and private industry.

Implementations are either in Software or Hardware (specially designed chips).

Four modes of operation have been developed in order to satisfy a variety of requirements. On input string x_1, x_2, \dots of blocks the output is y_1, y_2, \dots

ECB (Electronic CodeBook): Same key K is used throughout. Since only one key is used it is less secure, but it is useful for the transmission of small amounts of data, e.g., transmission of encrypted keys.

CFB (Cipher FeedBack): Start with initial vector $y_0 = IV$ and define $y_i = E_K(y_{i-1} \oplus x_i)$. So the ciphertext is used in the encryption like a stream cipher.

CBC (Cipher Block Chaining): A key stream is generated from initial value $z_0 = IV$ and rule $z_i = E_K(z_{i-1})$. The ciphertext is $y_i = z_i \oplus x_i$.

OFB (Output FeedBack): Set $y_0 = IV, z_i = E_K(y_{i-1})$, and $y_i = z_i \oplus x_i$.

There are also k -FeedBack modes for CBC and OFB.

OFB is used frequently in satellite transmissions.

CBC and CFB are useful for Message Authentication Codes (MACs) appended to the end of the message.