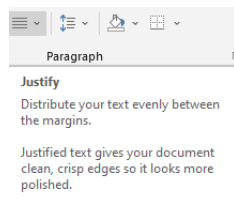
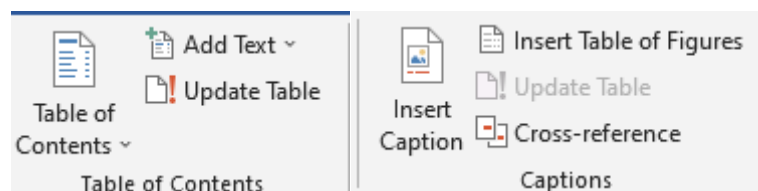


## Notes about the Reports:

1. You should number pages as we mentioned in grade distribution, the cover page will not be numbered, from the abstract page till the list of tables is numbered from I to IV, So, the theory page should start numbered from 5 in Arabic format
2. Heading 1 uses font size 16 and bold, heading 2 font size 14, etc...
3. Press on “Tab” to put a space on the front of each paragraph.
4. Use Times New Roman font.
5. Make space between headers and paragraphs.
6. Justify your paragraph using this button below:

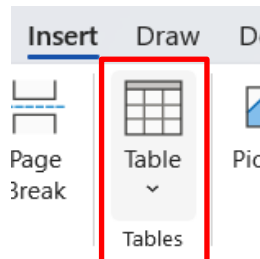


7. Insert Table of contents, table of figures, and list of tables from References.



8. Insert captions for each figure and table.
9. All Sections should be placed on different pages.
10. Your procedure must include all sections in the experiment.

11. For each section in the procedure, you should start with a small paragraph writing how this section is connected and all these details, then insert a picture of the connection circuit taken in the lab, or from the lab manual.
12. Put the figures in the middle of the page.
13. Don't put a picture of your result from the manual, insert a table as shown in the figure below and put your result on it.



14. Don't use different colors in your report in general, you can use black color for paragraphs and black/ blue for headers
15. After putting the result table, you should discuss whether the results are true and discuss some cases from the table.
16. Use passive voice in your discussion.
17. Anything used from outside must be referenced. Also, even if you don't take the text literally from the outside, it must be referenced; the paragraph used must be linked with its reference.

Example:

#### 1.1. Motivation

In the recent years, Microcontrollers (ex. Arduino) have become widely used. These used to control the function of systems (i.e. Embedded systems) like motor, traffic light, or can be used in smart cities also. Due to this usage, microcontrollers need to integrate with many devices. The most popular method for communication called "Inter Integrated Circuits" or shortly "I<sup>2</sup>C" [1].

Please note that the reference number should be before the dot.

18. In References, you should write the accessed time for each link as shown in the figure below:

[1]: Microprocessor Interfacing Techniques book, Austin Lesea, Rodney Zaks, 1981

[2]: <http://www.ti.com/lit/an/slua704/slua704.pdf> [Accessed 8 March 2020, 16:12]

[3]: <https://www.sciencedirect.com/topics/computer-science/serial-clock-line> [Accessed 8 March 2020, 16:28]

[4]: <https://www.sciencedirect.com/topics/computer-science/serial-clock-line> [Accessed 8 March 2020, 17:07]

- If book: BOOKNAME, BOOK\_EDITION, by AUTHOR(s)
- If website: WEBSITE\_LINK, accessed on **DATE** at **TIME**.

19. Attach data sheets if used in the Appendix section.

20. To correct the grammar in your report you can use Grammarly app.

