



Algorithm

Abdallah Karakra

Computer Science Department

Comp 230

Algorithm & Pseudocode

- An algorithm is a procedure or formula for solving a problem.
- Pseudocode is a kind of structured English for describing algorithms. It allows the designer to focus on the logic of the algorithm without being distracted by details of language syntax.

Example

- Let's say that you have a friend arriving at the airport, and your friend needs to get from the airport to your house. Here are three different algorithms that you might give your friend for getting to your home:



Example Cont.

- The taxi algorithm:
 - Go to the taxi stand.
 - Get in a taxi.
 - Give the driver my address.



Example Cont.

- The call-me algorithm:
 - When your plane arrives, call my cell phone.
 - Meet me outside baggage claim.



Example Cont.

- The bus algorithm:
 - Outside baggage claim, catch bus number 70.
 - Transfer to bus 14 on Rukab Street.
 - Get off on Jerusalem street.
 - Walk two blocks north to my house.



مقلوبة



Common Action Keywords

- Input: READ , OBTAIN, GET
- Output: PRINT, DISPLAY, SHOW
- Compute: COMPUTE, CALCULATE
- Initialize: SET
- Add one: INCREMENT

Types of Algorithm operations

☐ Sequential

☐ Conditional

☐ Iterative

Sequential

☐ Computation operations

Example:

Set the value of “variable” to “value” or “arithmetic expression”

☐ Variable

Named storage location that can hold a data value

Sequential

❑ Input operations

- ❖ To receive data values from the user.

Example

Get a value for r , the radius of the circle

❑ Output operations

- ❖ To send results to the screen for display.

Example

Print the value of Area

Sequential

- Write an algorithm to find and print the sum of two integers ?
 1. Ask user to enter first integer
 2. Read the integer and save as integer_1
 3. Ask user to enter the second integer
 4. Read second integer and save as integer_2
 5. Add integer_1 to integer_2 and save result as sum
 6. Print sum to screen

```
"E:\C programs\Spring2015\Fisrt_Algorithm\bin\Release\Fisrt_Algorithm.exe"  
Please Enter the First Integer  
5  
Please Enter the Second Integer  
6  
Result is 11
```

1

2

3

4

6

Sequential

- Write an algorithm to find and print the area of rectangle.
 1. Ask user to enter the height of rectangle.
 2. Read height and save as rectangle_height.
 3. Ask user to enter the width of rectangle.
 4. Read width and save as rectangle_width.
 5. Multiply rectangle_height by rectangle_width and save the result as area.
 6. Display area.

Sequential

- Write an algorithm to reverse any two digits number.
 1. Ask user to enter two digits number.
 2. Read number and save as num.
 3. Divide num by ten and save result as tens.
 4. Divide num by ten and save remainder as rem.
 5. Multiply rem by ten and save the result as rev.
 6. Add tens to rev.
 7. Print rev.

Suppose num=12
 $tens = num / 10 = 12 / 10 \rightarrow tens = 1$
 $rem = num \% 10 = 12 \% 10 \rightarrow rem = 2$
 $rev = rem * 10 = 2 * 10 \rightarrow rev = 20$
 $rev = rev + tens = 20 + 1 \rightarrow rev = 21$

Conditional

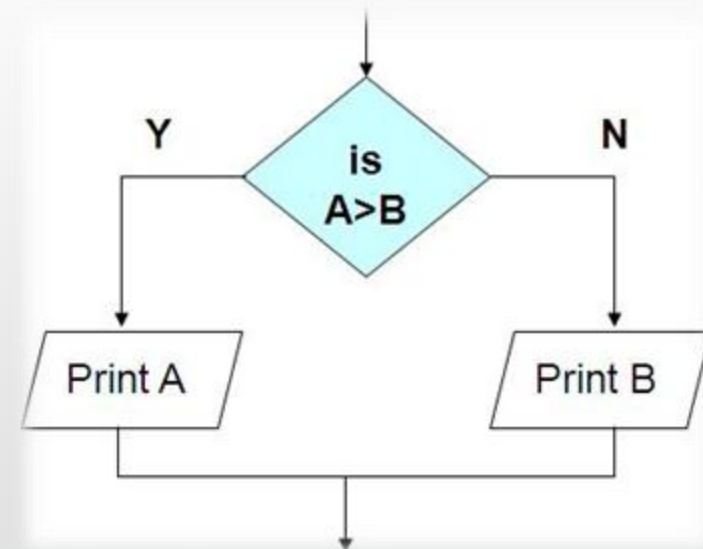
- Selection logic
- Case

Conditional

- Ask questions and choose alternative actions based on the answers.

Example

```
if A is greater than B then  
    print A  
else  
    print B  
end if
```



Conditional

ELSE keyword is **optional**

```
IF condition THEN
    Sequence
END IF
```

```
IF condition THEN
    Sequence 1
ELSE IF condition THEN
    Sequence 2
ELSE IF condition THEN
    Sequence 3
ELSE
    Sequence 4
END IF
```

Conditional

Logical Operators :

- AND
- OR

Relational Operators :

- Greater than
- Greater than or equal
- Less than
- Less than or equal
- Equal
- Not Equal

Conditional

Write an algorithm to print **passed** or **failed** based on the student grade.

1. Ask user to enter student grade.
2. Read grade and save as student_grade.
3. If **student_grade** greater than or equal sixty then
 print “passed”
 else
 print “failed”
 end if

Conditional

Write an algorithm to find and print the maximum element of a set of 3 integers.

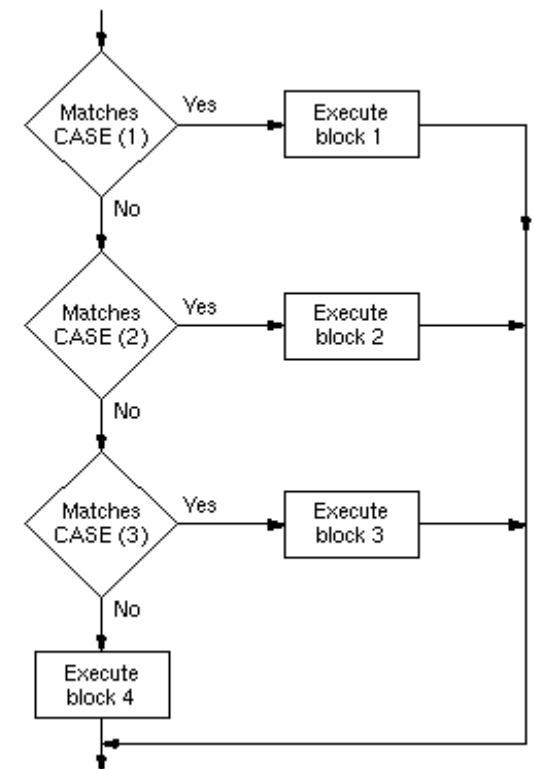
1. Ask user to enter the first integer.
2. Read number and save as first_integer.
3. Ask user to enter the second integer.
4. Read number and save as second_integer.
5. Ask user to enter third integer.
6. Read number and save as third_integer.
7. Let max equal to the first_integer.
8. If max less than second_integer then
 set max to second_integer
end if
9. If max less than third_integer then
 set max to third_integer
end if
10. Print "the maximum integer is" max

Conditional

- CASE: multi way branch based on conditions that are mutually exclusive.

CASE expression OF
Condition 1: sequence 1
Condition 2: sequence 2
..... :
Condition n: sequence n
OTHERS:
default sequence
END CASE

```
SELECT CASE (TEST 2)
CASE (1)
    block 1
CASE (2)
    block 2
CASE (3)
    block 3
CASE DEFAULT
    block 4
END SELECT
```



Conditional

Write an algorithm to find and print the smallest of three given numbers (**assume all numbers are different**).

1. Ask user to enter first number
2. Read number and save as num1
3. Ask user to enter second number
4. Read number and save as num2
5. Ask user to enter third number
6. Read number and save as num3

Rules for logical **And** operations

T	T	T
T	F	F
F	T	F
F	F	F

7. If num1 **less than** num2 **and** num1 **less than** num3 **then**
 print num1 "is the smallest"
else If num2 **less than** num1 **and** num2 **less than** num3 **then**
 print num2 "is the smallest "
else
 print num3 "is the smallest "
end if

Conditional

Write an algorithm to read a number x and display its sign.

1. Ask user to enter a number
2. Read number and save as X
3. If x is greater than zero then
 print x "is positive"
 else if x is equal zero then
 print x "is zero"
 else
 print x "is negative"
 end if

Conditional

Write an algorithm that will input student average. If the average is greater than or equal to 60 and less than or equal to 70, the algorithm should display “Passed”. If it is greater than 70 and less than or equal to 80, print “Good”. If it is greater than 80 and less than 90, print “Very good”. If it is greater than or equal 90 , print “Excellent”. If it is less than 60 the prints “Fail”.

Conditional

1. Ask user to enter student average
2. Read average and save as ag
3. If ag is greater than or equal to sixty and ag is less than or equal to seventy then
 print "Pass"
 else if ag is greater than seventy and ag is less than or equal to eighty then
 print "Good"
 else if ag is greater than eighty and ag is less than ninety then
 print "Very good"
 else if ag is greater than or equal ninety then
 print "Excellent"
 else
 print "Fail"
 end if

Rules for logical OR operations

T	T	T
T	F	T
F	T	T
F	F	F

Iterative

- Perform “looping” behavior; repeating actions until a continuation condition becomes false

(1)

WHILE condition
sequence
END WHILE

(2)

REPEAT
sequence
UNTILE condition

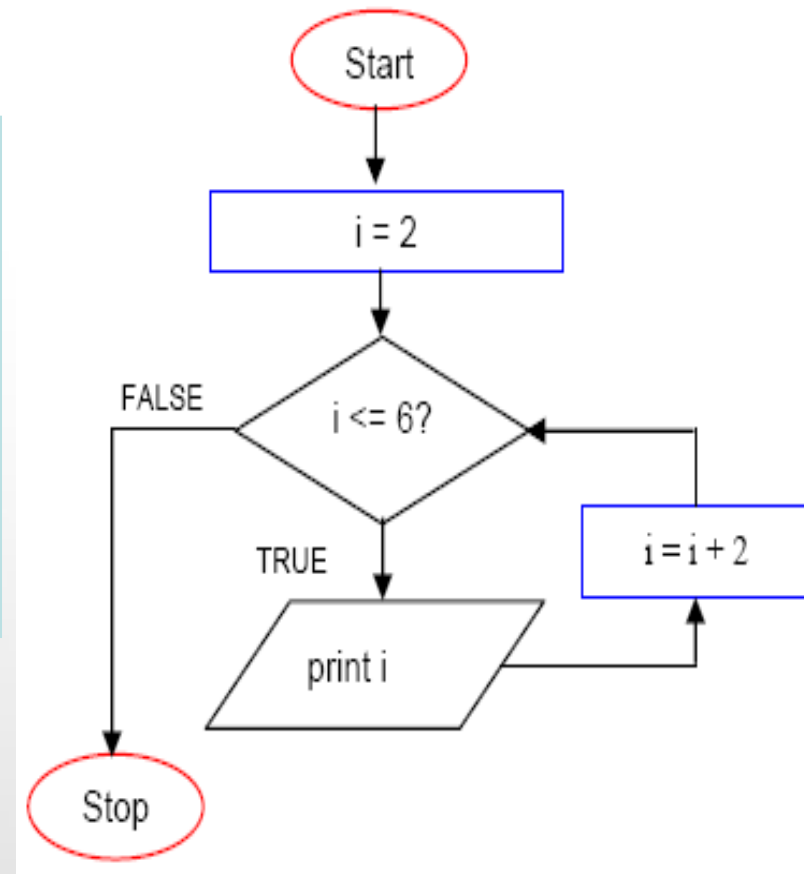
(3)

FOR iteration bounds
sequence
END FOR

Iterative

1. Set i equal to two
2. While i less than or equal six
 print i
 add two to i
end while

Output:
2 4 6

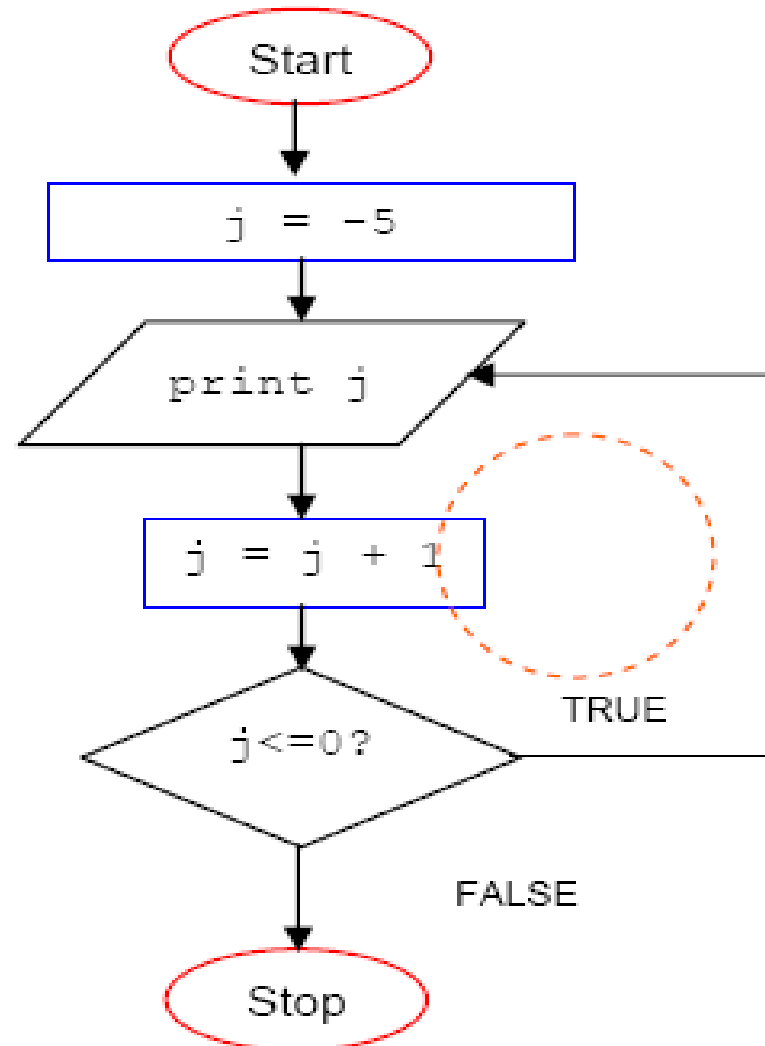


Iterative

1. Set j equal to negative five
2. Repeat
 print j
 increment j
until j less than or equal to zero

Output:

-5 -4 -3 -2 -1 0



Iterative

- Write an algorithm to calculate the average of a set of 10 students.

Solution 1

1. Set counter to **zero**
2. Set total to zero
3. While counter **is less than ten**
 Ask user to enter grade
 Read grade and save as gd
 Add the gd into the total
 increment counter
end while
4. Set the average to the total **divided by 10**
5. Print “the average is ” average

Solution 2

1. Set counter to **one**
2. Set total to zero
3. While counter **is less than or equal ten**
 Ask user to enter grade
 Read grade and save as gd
 Add the gd into the total
 increment counter
end while
4. Set the average to the total **divided by counter**
5. Print “the average is ” average

Iterative

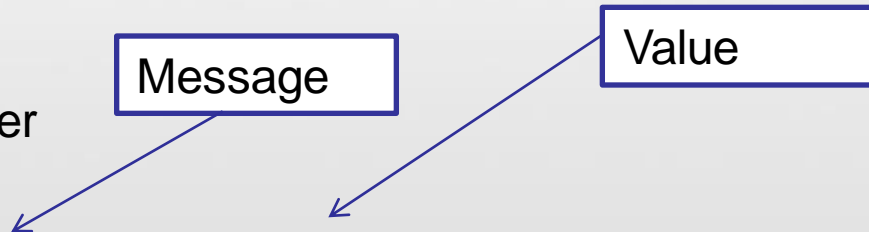
Write an algorithm that will count the number of student pass in a class and the amount failed. The pass mark is more than or equal to 65. Suppose the number of students are 30 . The algorithm should output the amount fail and passed.

Iterative

1. Set counter to zero
2. Set numberOfStudents to thirty
3. Set passCounter to zero
4. Set failureCounter to zero
5. While counter less than numberOfStudents
 - Ask user to enter student average
 - Read average and save as ag
 - if ag greater than or equal sixty five then
 - increment passCounter
 - else
 - increment failureCounter
 - end if
 - increment counter
- end while
6. Print "pass counter =" **passCounter** "and failure counter =" **failureCounter**

Message

Value



Extra Exercises

1. Write an algorithm that takes 20 integers and decides and prints the number of integers divisible by 3 and the number of integers not divisible by 3.
2. Write an algorithm that will accept the values of the sides of a square and display its area where the formula is : $\text{area} = \text{side} * \text{side}$

Extra Exercises

Solutions:

[Extra Exercises _1.txt](#)

[Extra Exercises _2.txt](#)