

Chapter 5

Network Layer: Control Plane

A note on the use of these PowerPoint slides:

We're making these slides freely available to all (faculty, students, readers). They're in PowerPoint form so you see the animations; and can add, modify, and delete slides (including this one) and slide content to suit your needs. They obviously represent a *lot* of work on our part.

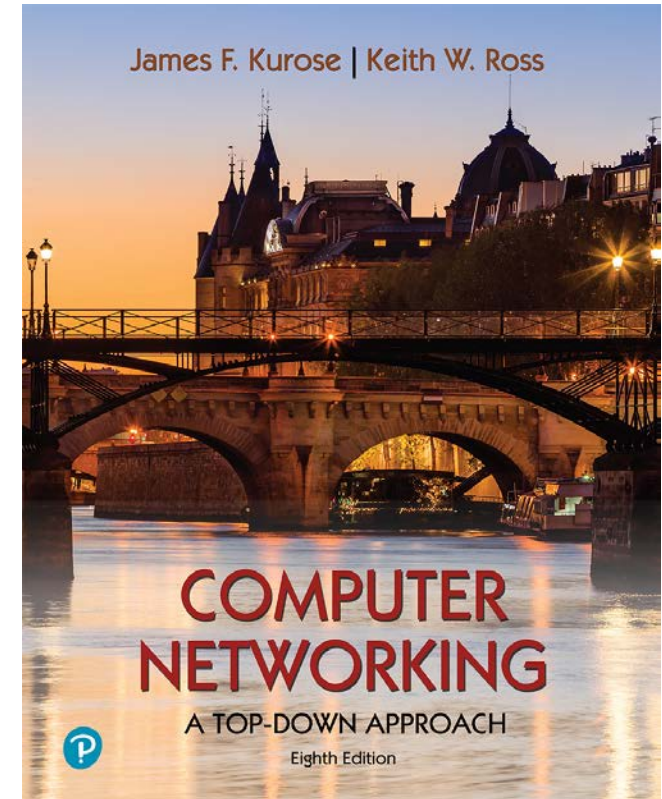
In return for use, we only ask the following:

- If you use these slides (e.g., in a class) that you mention their source (after all, we'd like people to use our book!)
- If you post any slides on a www site, that you note that they are adapted from (or perhaps identical to) our slides, and note our copyright of this material.

For a revision history, see the slide note for this page.

Thanks and enjoy! JFK/KWR

All material copyright 1996-2020
J.F Kurose and K.W. Ross, All Rights Reserved



Computer Networking: A Top-Down Approach

8th edition

Jim Kurose, Keith Ross
Pearson, 2020

Network layer control plane: our goals

- understand principles behind network control plane:
 - traditional routing algorithms
 - SDN controllers
 - network management, configuration
- instantiation, implementation in the Internet:
 - OSPF, BGP
 - OpenFlow, ODL and ONOS controllers
 - Internet Control Message Protocol: ICMP
 - SNMP, YANG/NETCONF

Network layer: “control plane” roadmap

- introduction
- routing protocols
 - link state
 - distance vector
- intra-ISP routing: OSPF
- routing among ISPs: BGP
- SDN control plane
- Internet Control Message Protocol



- network management, configuration
 - SNMP
 - NETCONF/YANG

Network-layer functions

- **forwarding**: move packets from router's input to appropriate router output
- **routing**: determine route taken by packets from source to destination

data plane

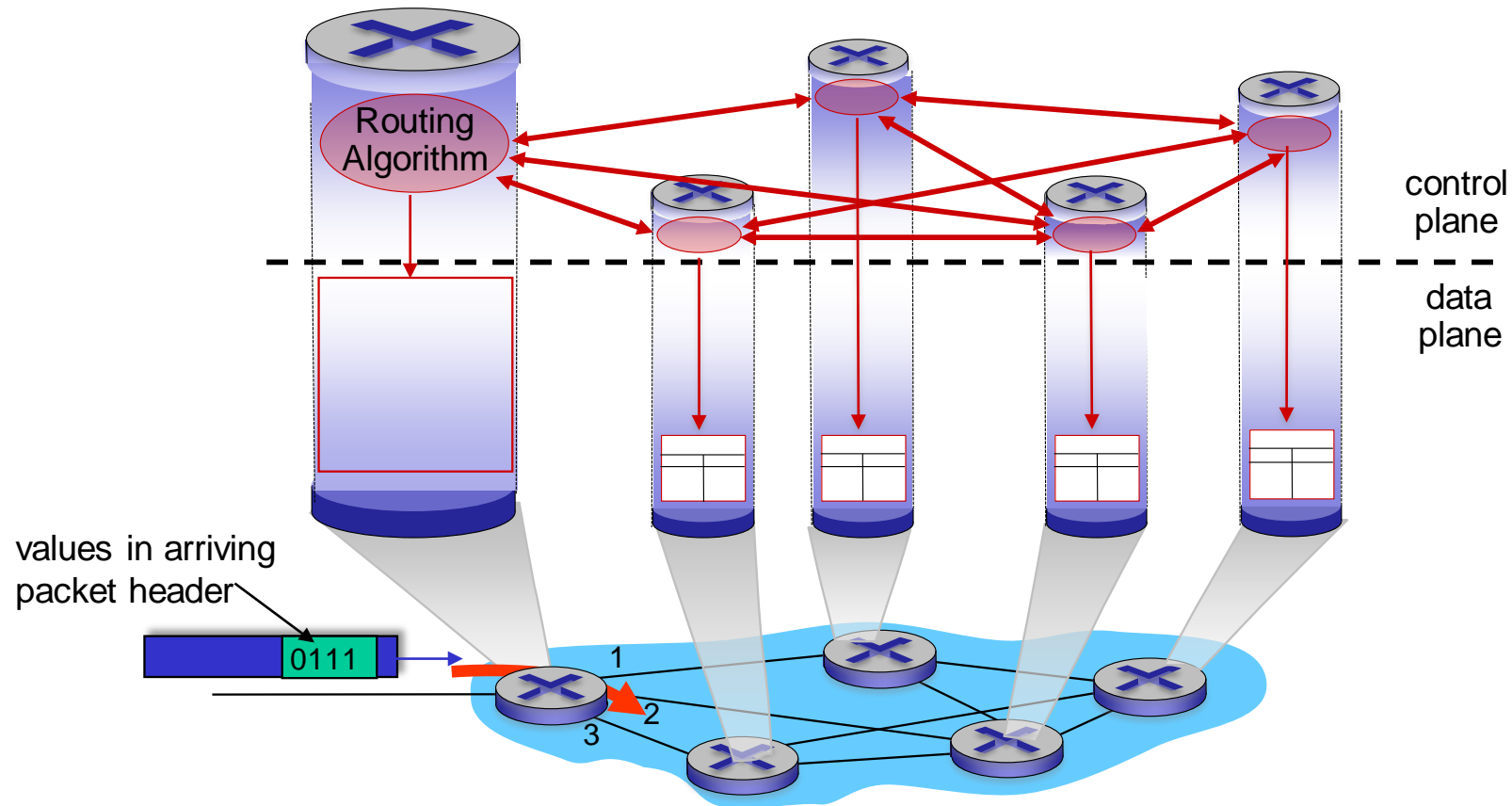
control plane

Two approaches to structuring network control plane:

- per-router control (traditional)
- logically centralized control (software defined networking)

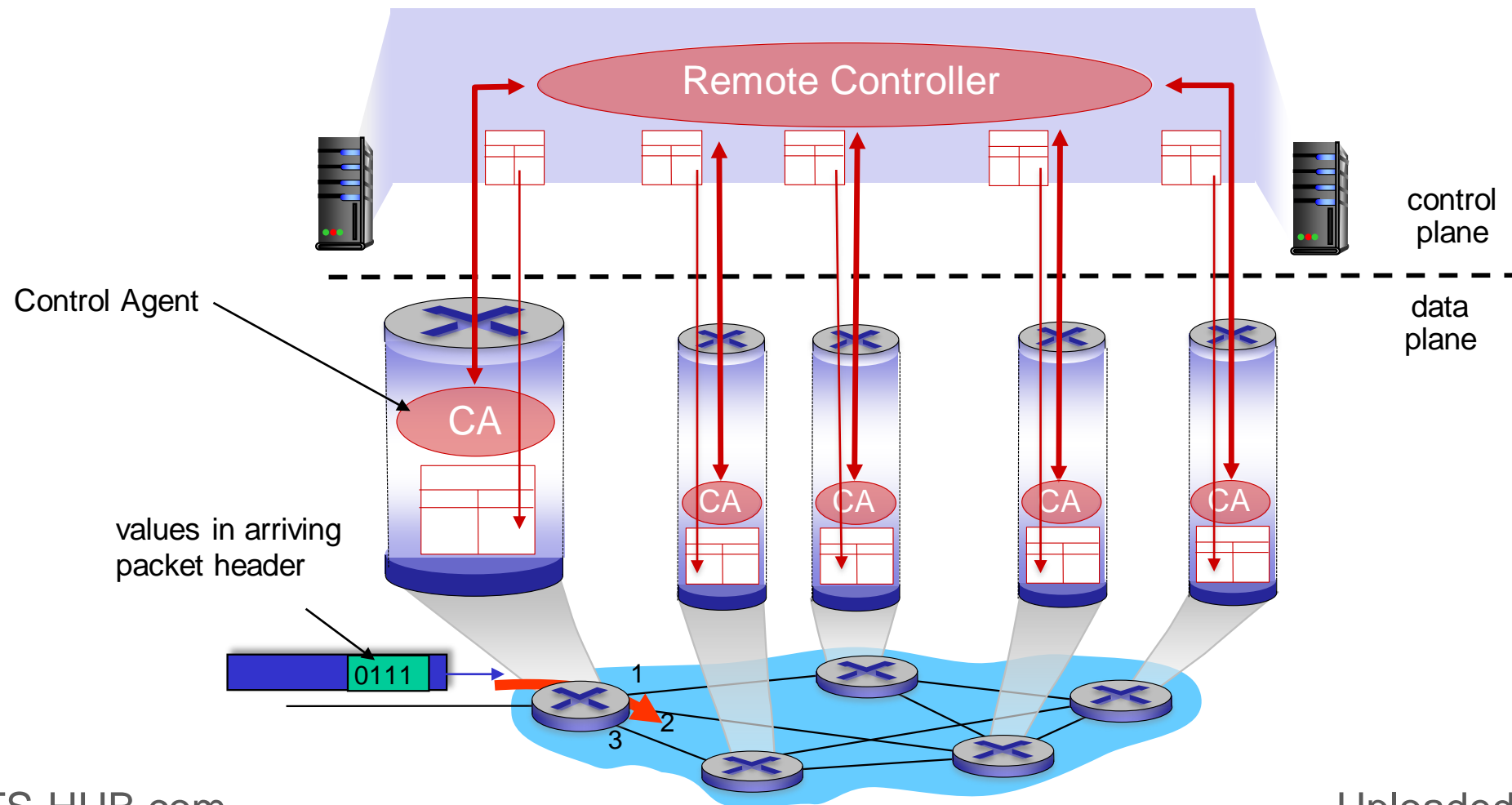
Per-router control plane

Individual routing algorithm components *in each and every router* interact in the control plane



Software-Defined Networking (SDN) control plane

Remote controller computes, installs forwarding tables in routers



Network layer: “control plane” roadmap

- introduction
- routing protocols
 - link state
 - distance vector
- intra-ISP routing: OSPF
- routing among ISPs: BGP
- SDN control plane
- Internet Control Message Protocol

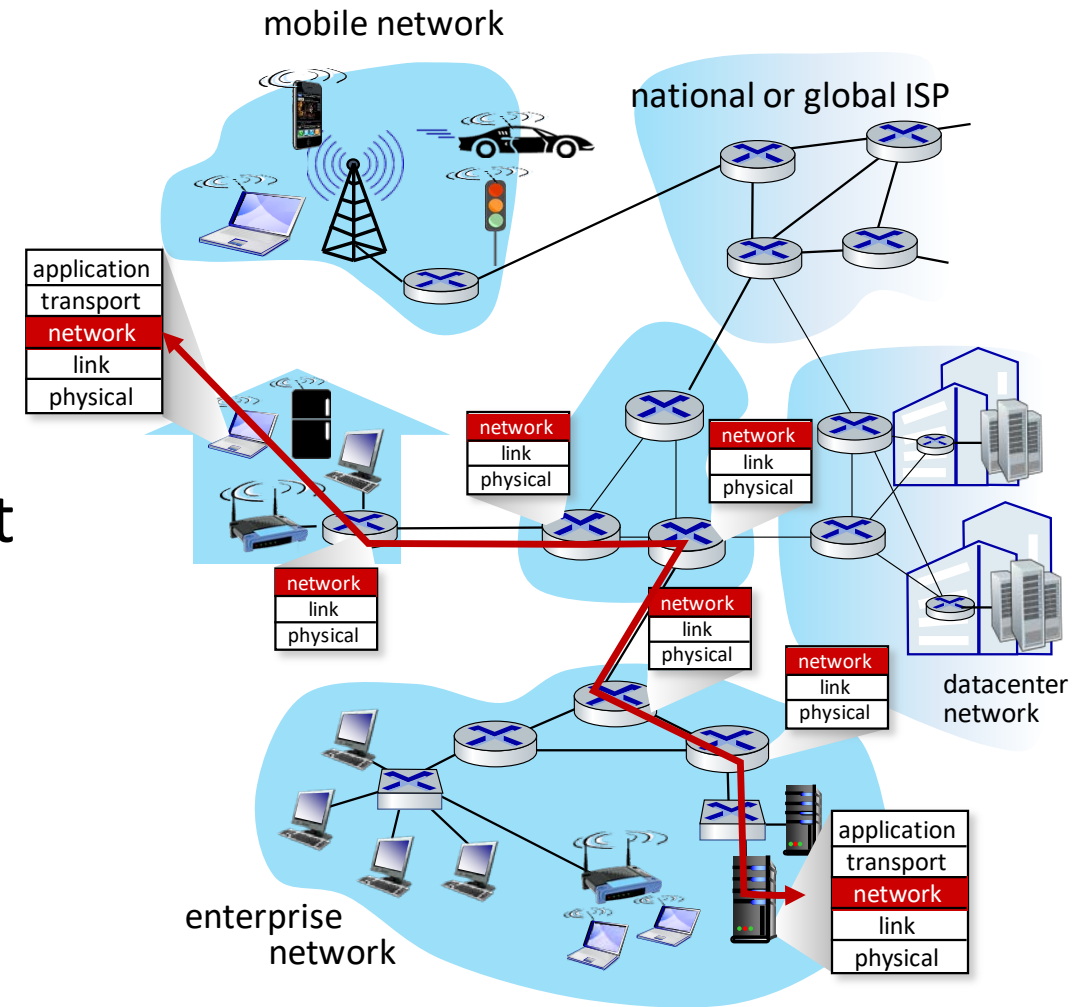


- network management, configuration
 - SNMP
 - NETCONF/YANG

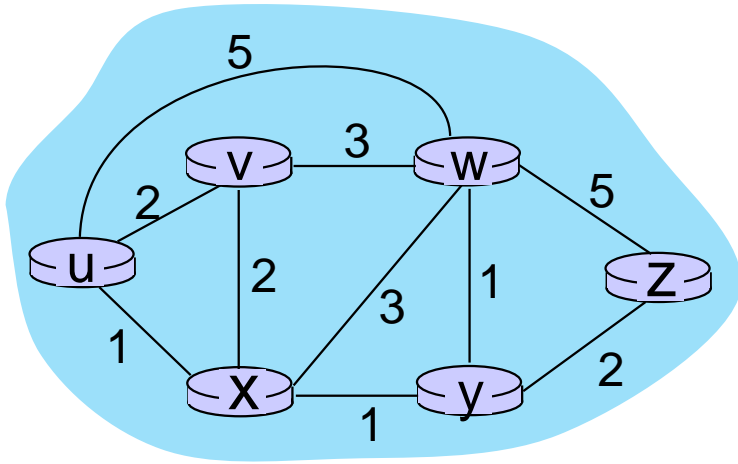
Routing protocols

Routing protocol goal: determine “good” paths (equivalently, routes), from sending hosts to receiving host, through network of routers

- **path:** sequence of routers packets traverse from given initial source host to final destination host
- **“good”:** least “cost”, “fastest”, “least congested”
- **routing:** a “top-10” networking challenge!



Graph abstraction: link costs



$c_{a,b}$: cost of *direct* link connecting a and b

e.g., $c_{w,z} = 5$, $c_{u,z} = \infty$

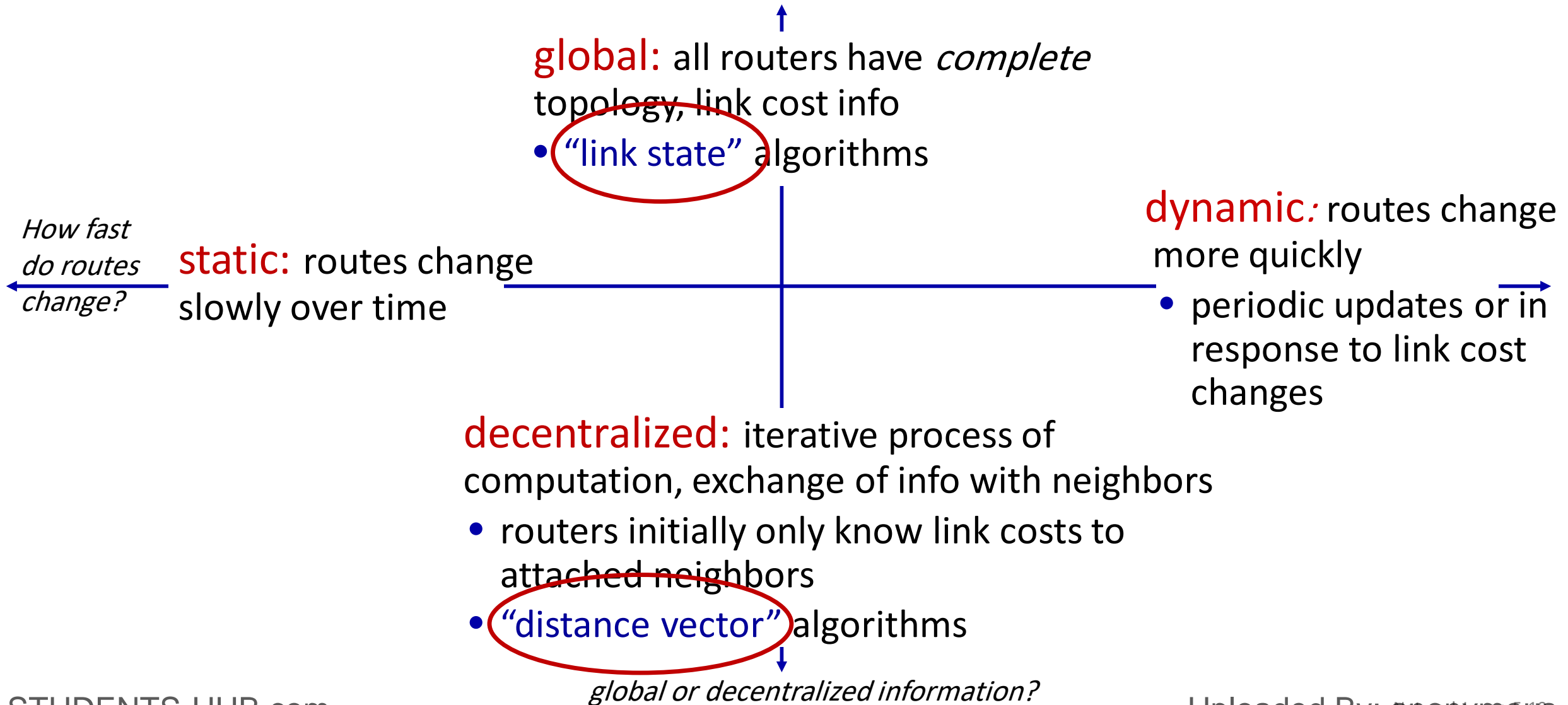
cost defined by network operator:
could always be 1, or inversely related
to bandwidth, or inversely related to
congestion

graph: $G = (N, E)$

N : set of routers = $\{ u, v, w, x, y, z \}$

E : set of links = $\{ (u,v), (u,x), (v,x), (v,w), (x,w), (x,y), (w,y), (w,z), (y,z) \}$

Routing algorithm classification



Network layer: “control plane” roadmap

- introduction
- routing protocols
 - link state
 - distance vector
- intra-ISP routing: OSPF
- routing among ISPs: BGP
- SDN control plane
- Internet Control Message Protocol



- network management, configuration
 - SNMP
 - NETCONF/YANG

Dijkstra's link-state routing algorithm

- **centralized:** network topology, link costs known to *all* nodes
 - accomplished via “link state broadcast”
 - all nodes have same info
- computes least cost paths from one node (“source”) to all other nodes
 - gives *forwarding table* for that node
- **iterative:** after k iterations, know least cost path to k destinations

notation

- $c_{x,y}$: direct link cost from node x to y ; $= \infty$ if not direct neighbors
- $D(v)$: *current* estimate of cost of least-cost-path from source to destination v
- $p(v)$: predecessor node along path from source to v
- N' : set of nodes whose least-cost-path *definitively* known

Dijkstra's link-state routing algorithm

1 *Initialization:*

2 $N' = \{u\}$ /* compute least cost path from u to all other nodes */

3 for all nodes v

4 if v adjacent to u /* u initially knows direct-path-cost only to direct neighbors */

5 then $D(v) = c_{u,v}$ /* but may not be *minimum* cost! */

6 else $D(v) = \infty$

7



8 *Loop*

9 find w not in N' such that $D(w)$ is a minimum

10 add w to N'

11 update $D(v)$ for all v adjacent to w and not in N' :

12 $D(v) = \min (D(v), D(w) + c_{w,v})$

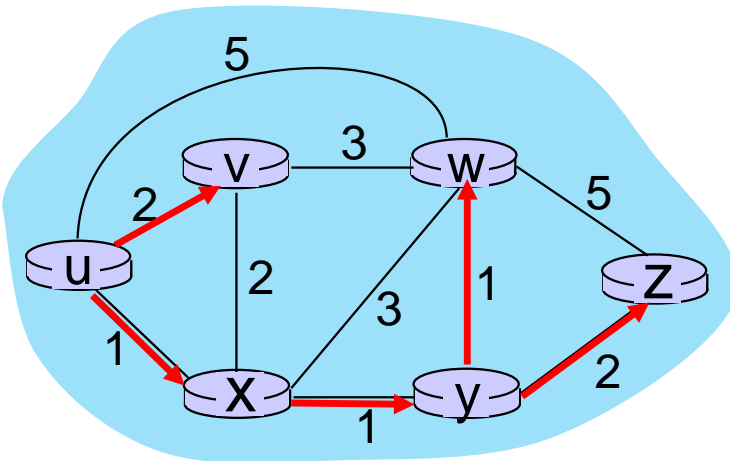
13 /* new least-path-cost to v is either old least-cost-path to v or known

14 least-cost-path to w plus direct-cost from w to v */

15 *until all nodes in N'*

Dijkstra's algorithm: an example

Step	N'	$D(v), p(v)$	$D(w), p(w)$	$D(x), p(x)$	$D(y), p(y)$	$D(z), p(z)$
0	u	2, u	5, u	1, u	∞	∞
1	ux	2, u	4, x		2, x	∞
2	uxy	2, u	3, y			4, y
3	uxyv		3, y			4, y
4	uxyvw					4, y
5	uxyvwz					



Initialization (step 0): For all a : if a adjacent to then $D(a) = c_{u,a}$

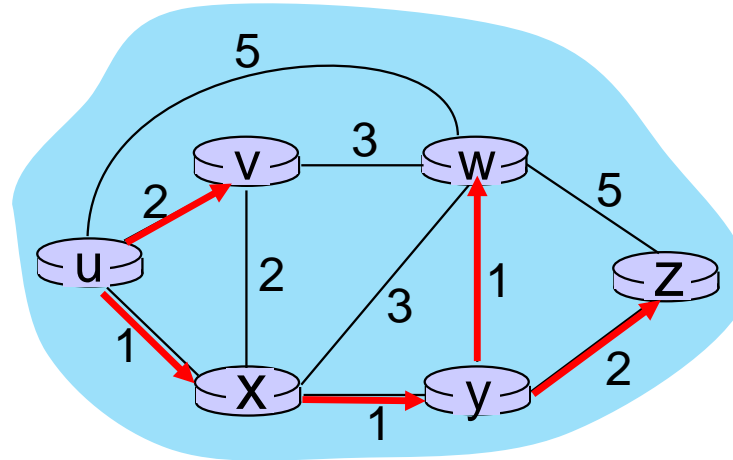
find a not in N' such that $D(a)$ is a minimum

add a to N'

update $D(b)$ for all b adjacent to a and not in N' :

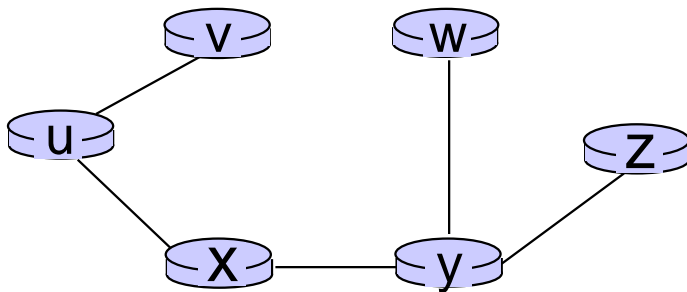
$$D(b) = \min (D(b), D(a) + c_{a,b})$$

Dijkstra's algorithm: an example



Minimum Spanning Tree

resulting least-cost-path tree from u:



resulting forwarding table in u:

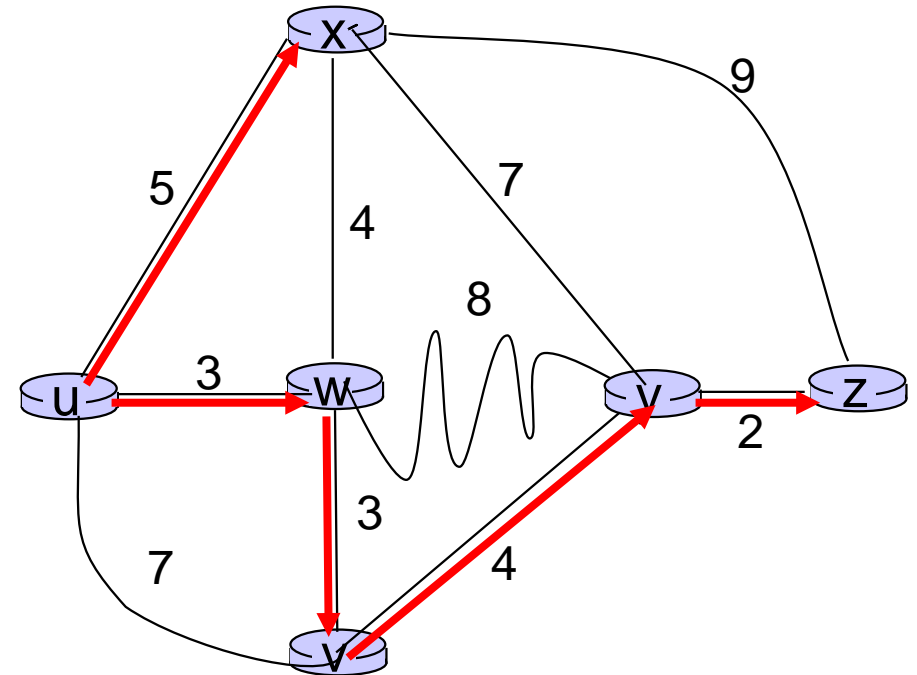
destination	outgoing link
v	(u,v)
x	(u,x)
y	(u,x)
w	(u,x)
z	(u,x)

route from u to v directly

route from u to all other destinations via x

Dijkstra's algorithm: another example

Step	N'	$D(v), p(v)$	$D(w), p(w)$	$D(x), p(x)$	$D(y), p(y)$	$D(z), p(z)$
0	u	7, u	3, u	5, u	∞	∞
1	uw	6, w		5, u	11, w	∞
2	uwx	6, w			11, w	14, x
3	uwxv				10, v	14, x
4	uwxvy					12, y
5	uwxvyz					



notes:

- construct least-cost-path tree by tracing predecessor nodes
- ties can exist (can be broken arbitrarily)

Dijkstra's algorithm: discussion

algorithm complexity: n nodes

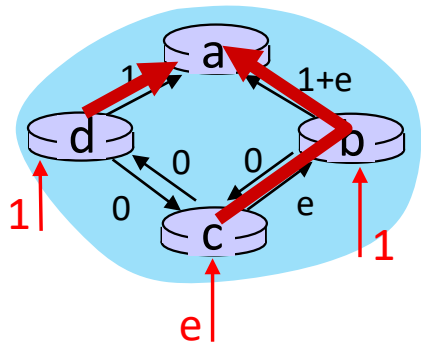
- each of n iteration: need to check all nodes, w , not in N
- $n(n+1)/2$ comparisons: $O(n^2)$ complexity
- more efficient implementations possible: $O(n \log n)$

message complexity:

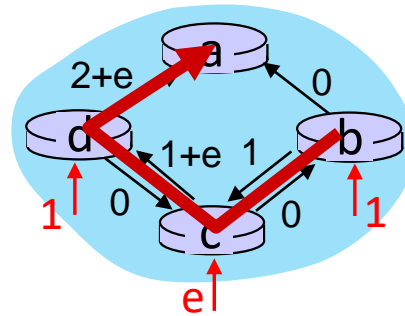
- each router must *broadcast* its link state information to other n routers
- efficient (and interesting!) broadcast algorithms: $O(n)$ link crossings to disseminate a broadcast message from one source
- each router's message crosses $O(n)$ links: overall message complexity: $O(n^2)$

Dijkstra's algorithm: oscillations possible

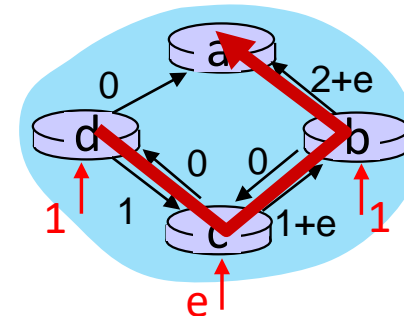
- when link costs depend on traffic volume, **route oscillations** possible
- sample scenario:
 - routing to destination a, traffic entering at d, c, e with rates 1, e (<1), 1
 - link costs are directional, and volume-dependent



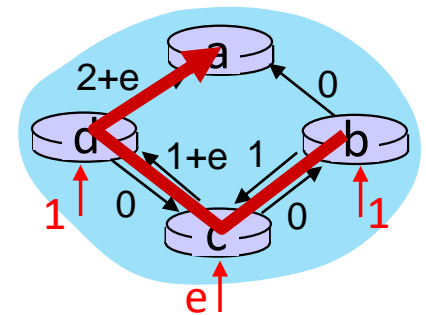
initially



given these costs,
find new routing....
resulting in new costs



given these costs,
find new routing....
resulting in new costs



given these costs,
find new routing....
resulting in new costs

Network layer: “control plane” roadmap

- introduction
- routing protocols
 - link state
 - **distance vector**
- intra-ISP routing: OSPF
- routing among ISPs: BGP
- SDN control plane
- Internet Control Message Protocol



- network management, configuration
 - SNMP
 - NETCONF/YANG

Distance vector algorithm

Based on *Bellman-Ford* (BF) equation (dynamic programming):

Bellman-Ford equation

Let $D_x(y)$: cost of least-cost path from x to y .

Then:

$$D_x(y) = \min_v \{ c_{x,v} + D_v(y) \}$$

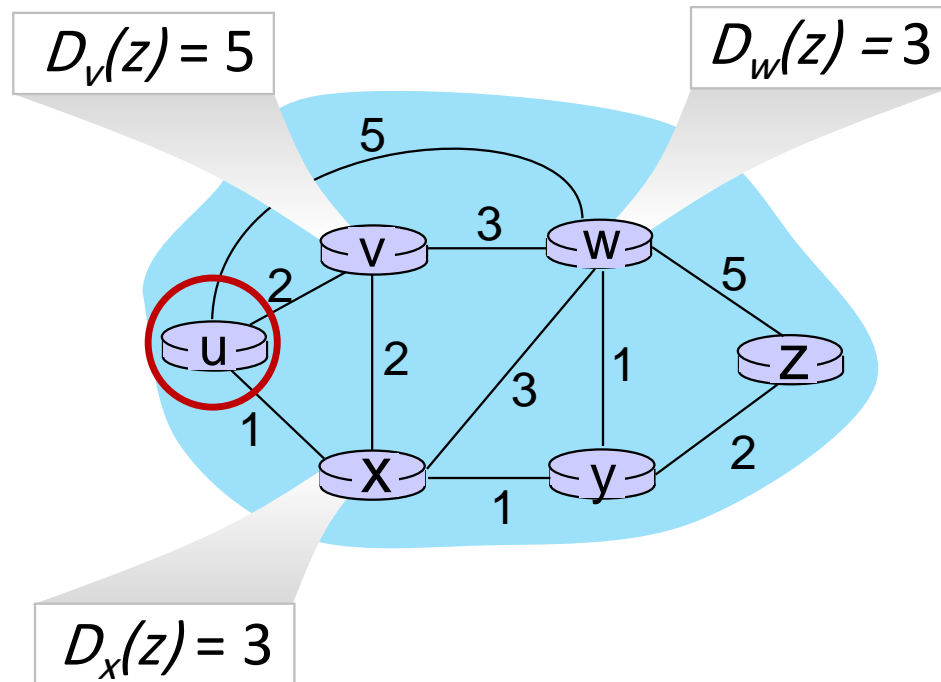
\min taken over all neighbors v of x

direct cost of link from x to v

v 's estimated least-cost-path cost to y

Bellman-Ford Example

Suppose that u 's neighboring nodes, x, v, w , know that for destination z :



Bellman-Ford equation says:

$$\begin{aligned} D_u(z) &= \min \{ c_{u,v} + D_v(z), \\ &\quad c_{u,x} + D_x(z), \\ &\quad c_{u,w} + D_w(z) \} \\ &= \min \{ 2 + 5, \\ &\quad 1 + 3, \\ &\quad 5 + 3 \} = 4 \end{aligned}$$

node achieving minimum (x) is next hop on estimated least-cost path to destination (z)

Distance vector algorithm

key idea:

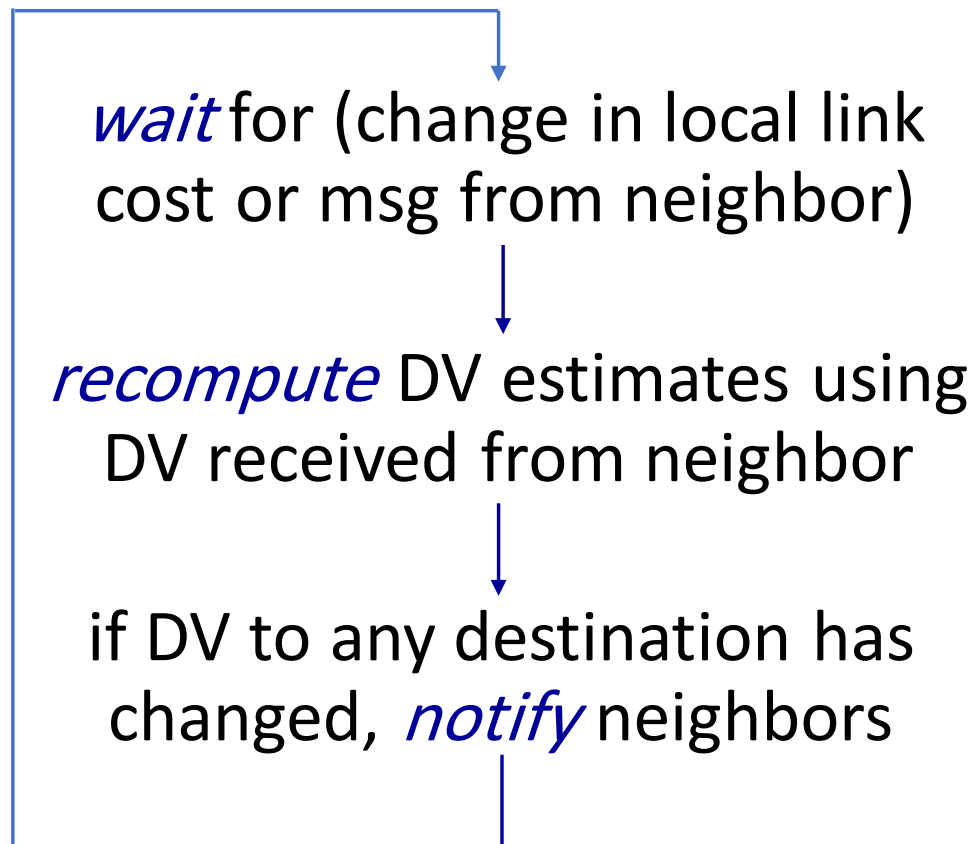
- from time-to-time, each node sends its own distance vector estimate to neighbors
- when x receives new DV estimate from any neighbor, it updates its own DV using B-F equation:

$$D_x(y) \leftarrow \min_v \{c_{x,v} + D_v(y)\} \text{ for each node } y \in N$$

- under minor, natural conditions, the estimate $D_x(y)$ converge to the actual least cost $d_x(y)$

Distance vector algorithm:

each node:



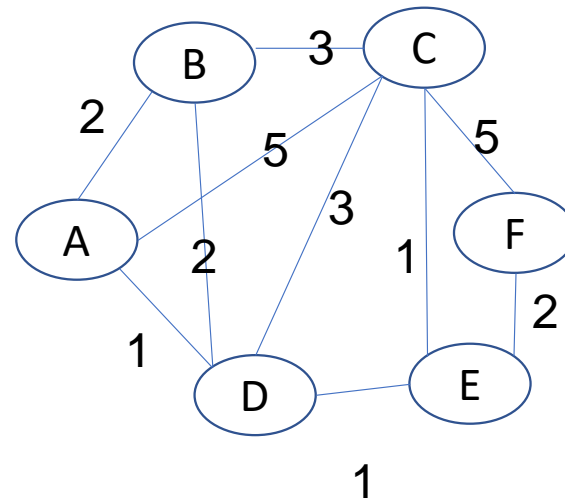
iterative, asynchronous: each local iteration caused by:

- local link cost change
- DV update message from neighbor

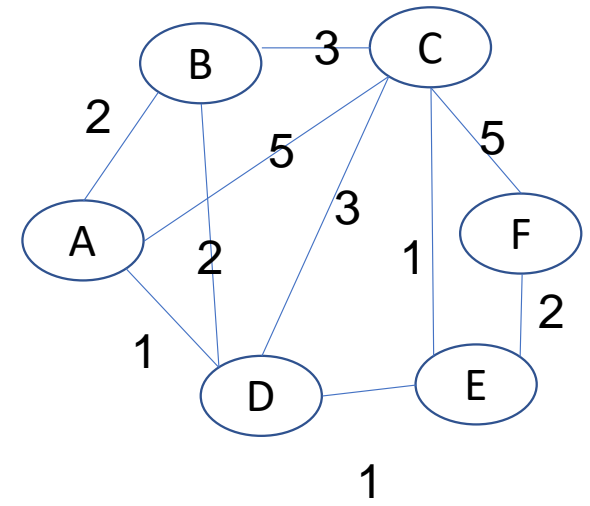
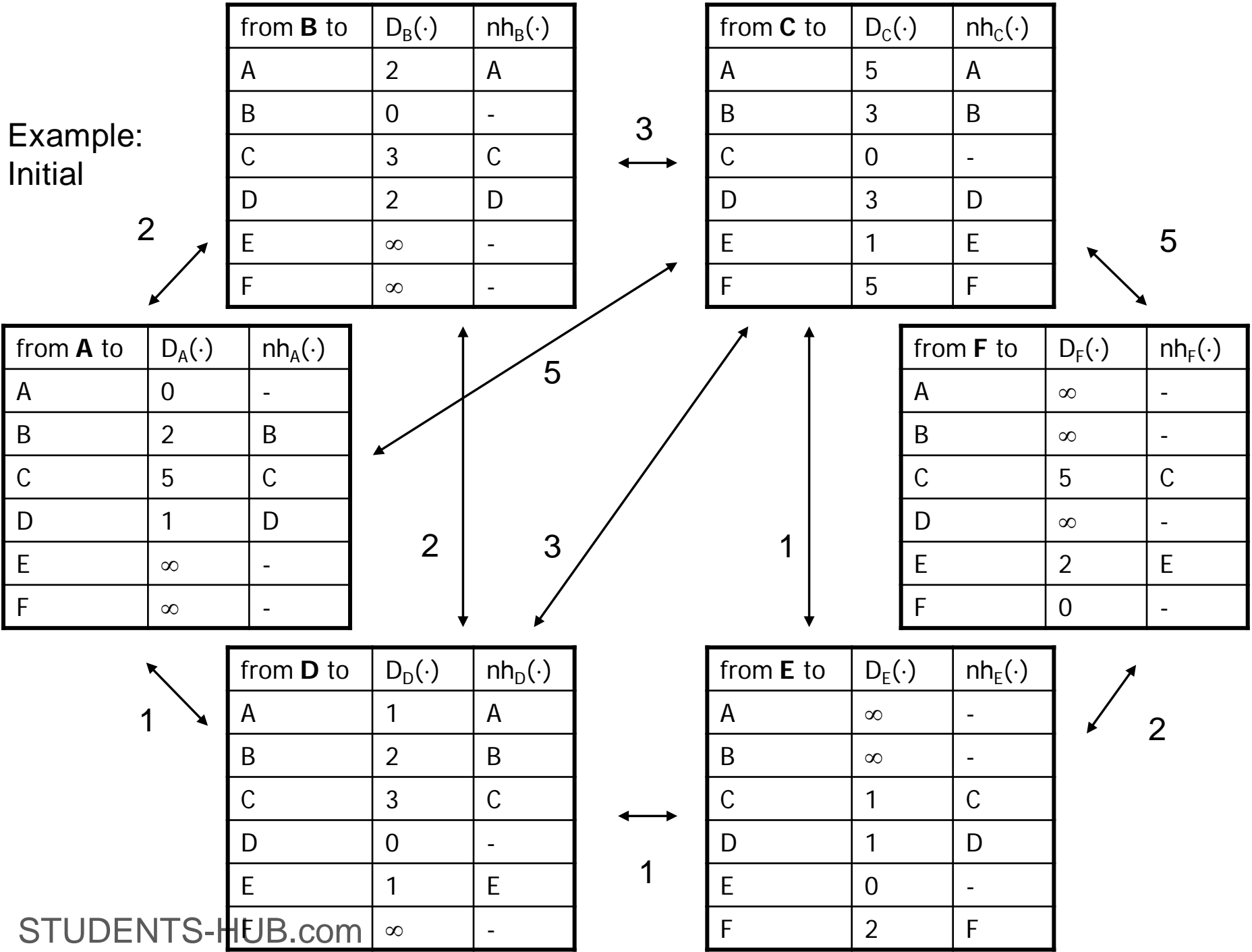
distributed, self-stopping: each node notifies neighbors *only* when its DV changes

- neighbors then notify their neighbors – *only if necessary*
- no notification received, no actions taken!

Distance vector Example



Example:
Initial



after 1st
exchange

2

from B to	$D_B(\cdot)$	$nh_B(\cdot)$
A	2	A
B	0	-
C	3	C
D	2	D
E	3	D
F	8	C

3

from C to	$D_C(\cdot)$	$nh_C(\cdot)$
A	4	D
B	3	B
C	0	-
D	2	E
E	1	E
F	3	E

5

from A to	$D_A(\cdot)$	$nh_A(\cdot)$
A	0	-
B	2	B
C	4	D
D	1	D
E	2	D
F	10	C

2

3

1

from F to	$D_F(\cdot)$	$nh_F(\cdot)$
A	10	C
B	8	C
C	3	E
D	3	E
E	2	E
F	0	-

1

from D to	$D_D(\cdot)$	$nh_D(\cdot)$
A	1	A
B	2	B
C	2	E
D	0	-
E	1	E
F	3	E

1

from E to	$D_E(\cdot)$	$nh_E(\cdot)$
A	2	D
B	3	D
C	1	C
D	1	D
E	0	-
F	2	F

2

after 2.
exchange

2

from B to	$D_B(\cdot)$	$nh_B(\cdot)$
A	2	A
B	0	-
C	3	C
D	2	D
E	3	D
F	5	D

3

from C to	$D_C(\cdot)$	$nh_C(\cdot)$
A	3	E
B	3	B
C	0	-
D	2	E
E	1	E
F	3	E

5

from A to	$D_A(\cdot)$	$nh_A(\cdot)$
A	0	-
B	2	B
C	3	D
D	1	D
E	2	D
F	4	D

2

3

5

from F to	$D_F(\cdot)$	$nh_F(\cdot)$
A	4	E
B	5	E
C	3	E
D	3	E
E	2	E
F	0	-

1

1

from D to	$D_D(\cdot)$	$nh_D(\cdot)$
A	1	A
B	2	B
C	2	E
D	0	-
E	1	E
F	3	E

1

from E to	$D_E(\cdot)$	$nh_E(\cdot)$
A	2	D
B	3	D
C	1	C
D	1	D
E	0	-
F	2	F

2

After 3rd
exchange

2

from B to	$D_B(\cdot)$	$nh_B(\cdot)$
A	2	A
B	0	-
C	3	C
D	2	D
E	3	D
F	5	D

3

from C to	$D_C(\cdot)$	$nh_C(\cdot)$
A	3	E
B	3	B
C	0	-
D	2	E
E	1	E
F	3	E

5

from A to	$D_A(\cdot)$	$nh_A(\cdot)$
A	0	-
B	2	B
C	3	D
D	1	D
E	2	D
F	4	D

2

5

3

1

from F to	$D_F(\cdot)$	$nh_F(\cdot)$
A	4	E
B	5	E
C	3	E
D	3	E
E	2	E
F	0	-

1

from D to	$D_D(\cdot)$	$nh_D(\cdot)$
A	1	A
B	2	B
C	2	E
D	0	-
E	1	E
F	3	E

1

from E to	$D_E(\cdot)$	$nh_E(\cdot)$
A	2	D
B	3	D
C	1	C
D	1	D
E	0	-
F	2	F

2

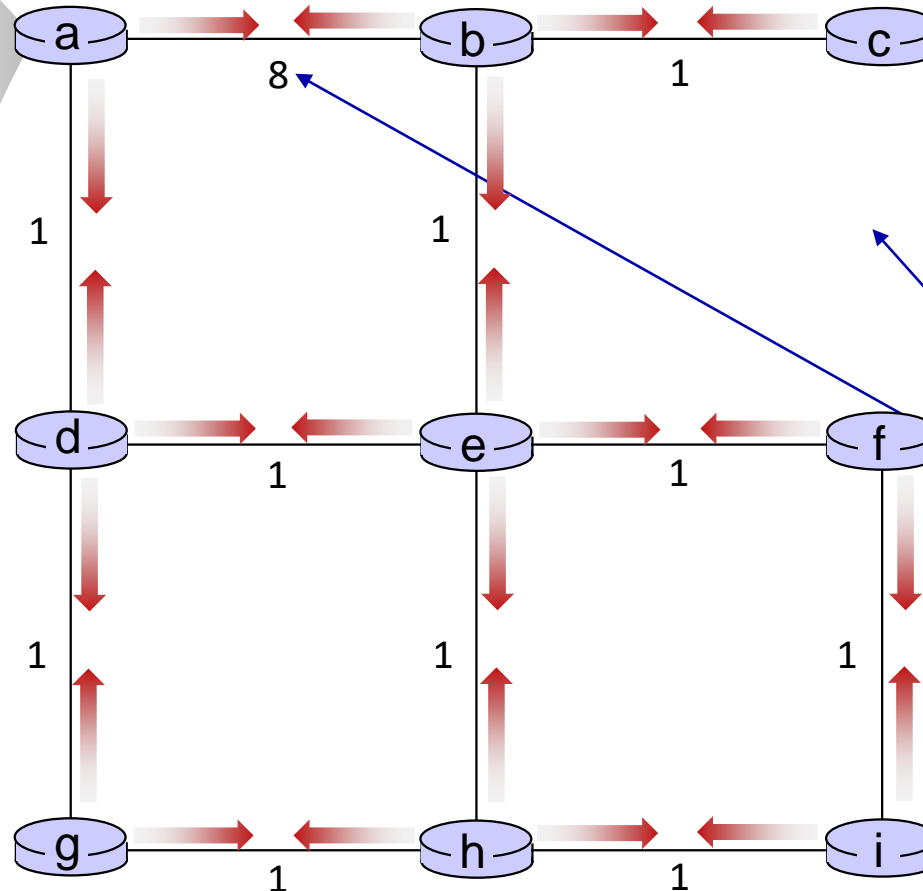
Distance vector: example



t=0

- All nodes have distance estimates to nearest neighbors (only)
- All nodes send their local distance vector to their neighbors

DV in a:
$D_a(a)=0$
$D_a(b) = 8$
$D_a(c) = \infty$
$D_a(d) = 1$
$D_a(e) = \infty$
$D_a(f) = \infty$
$D_a(g) = \infty$
$D_a(h) = \infty$
$D_a(i) = \infty$



A few asymmetries:
■ missing link
■ larger cost

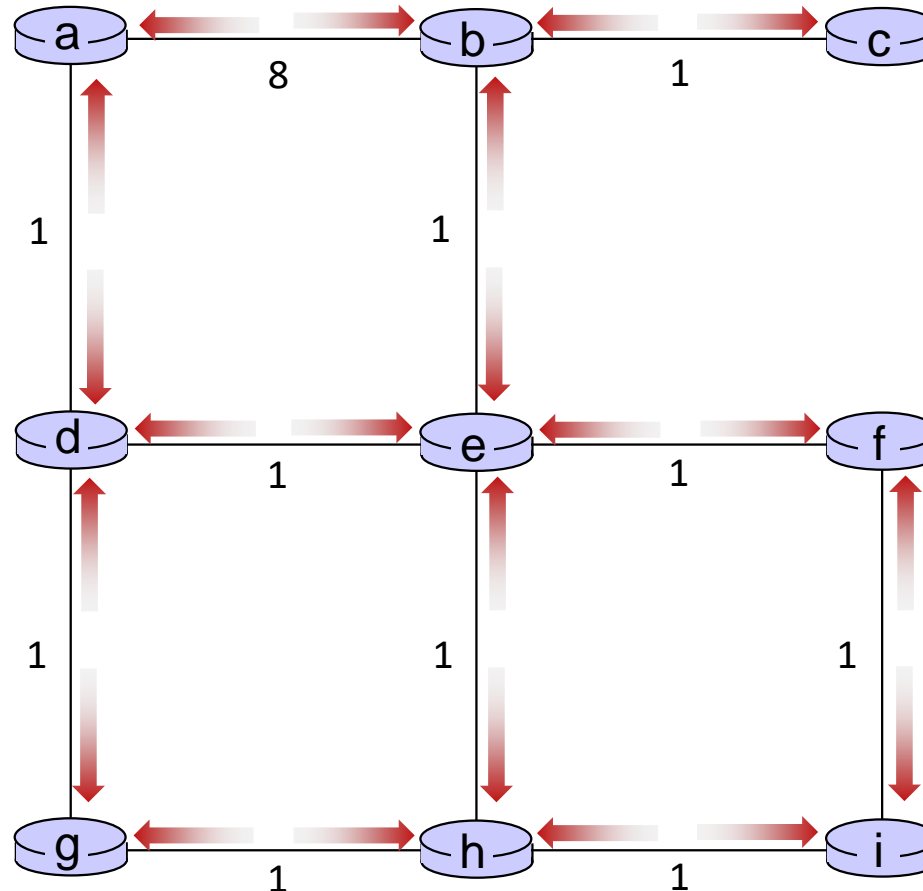
Distance vector example: iteration



t=1

All nodes:

- receive distance vectors from neighbors
- compute their new local distance vector
- send their new local distance vector to neighbors



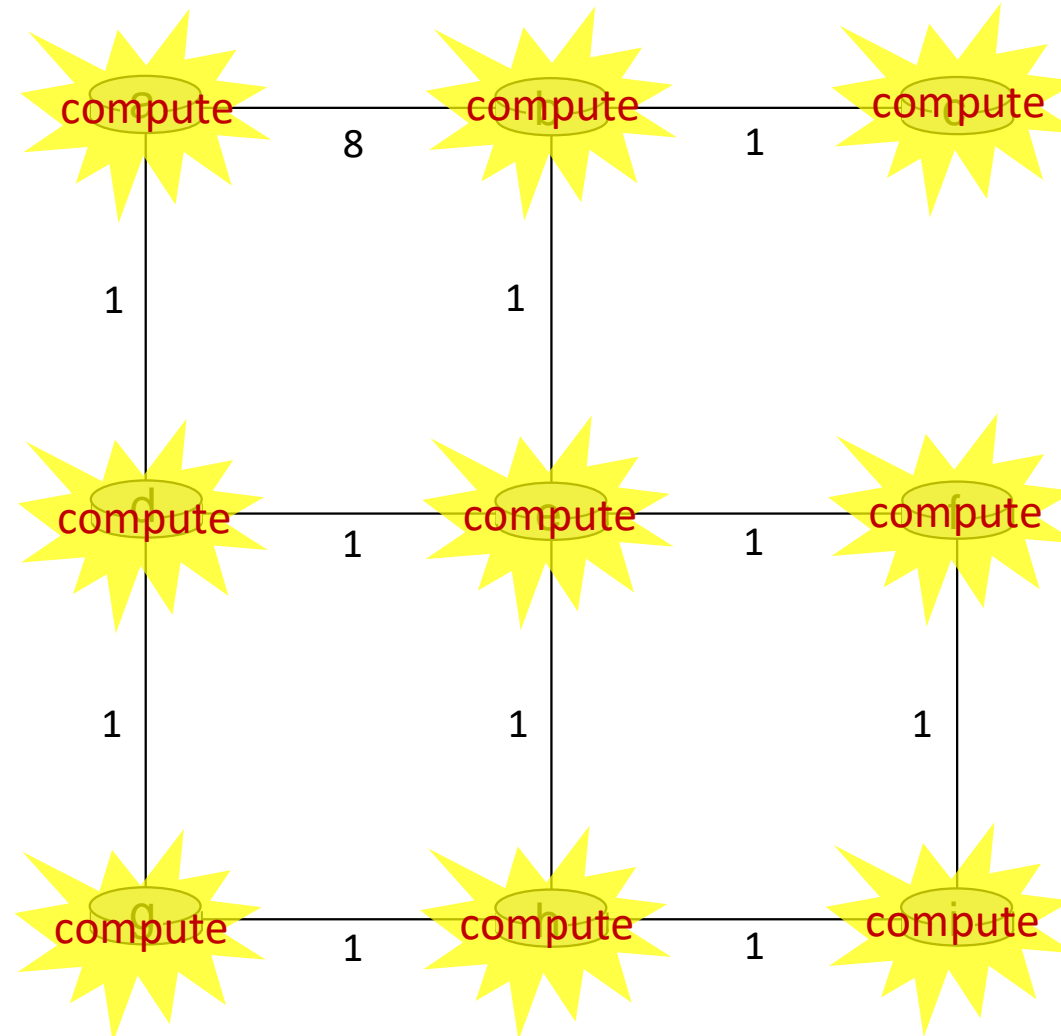
Distance vector example: iteration



t=1

All nodes:

- receive distance vectors from neighbors
- compute their new local distance vector
- send their new local distance vector to neighbors



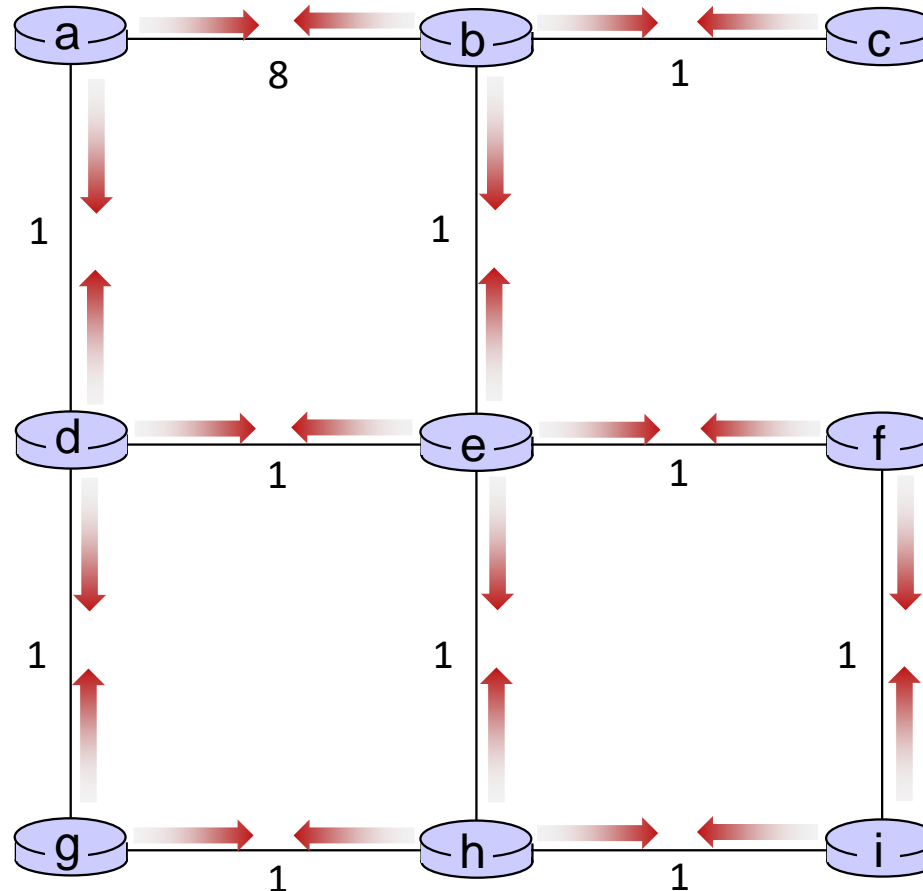
Distance vector example: iteration



t=1

All nodes:

- receive distance vectors from neighbors
- compute their new local distance vector
- send their new local distance vector to neighbors



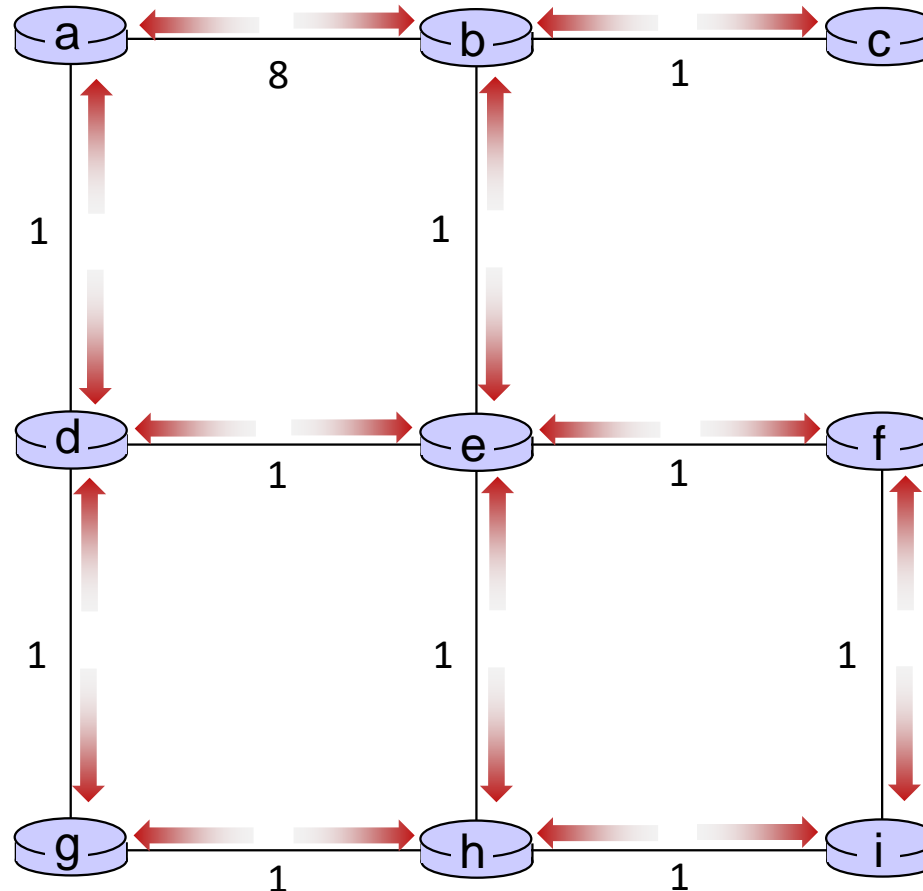
Distance vector example: iteration



t=2

All nodes:

- receive distance vectors from neighbors
- compute their new local distance vector
- send their new local distance vector to neighbors



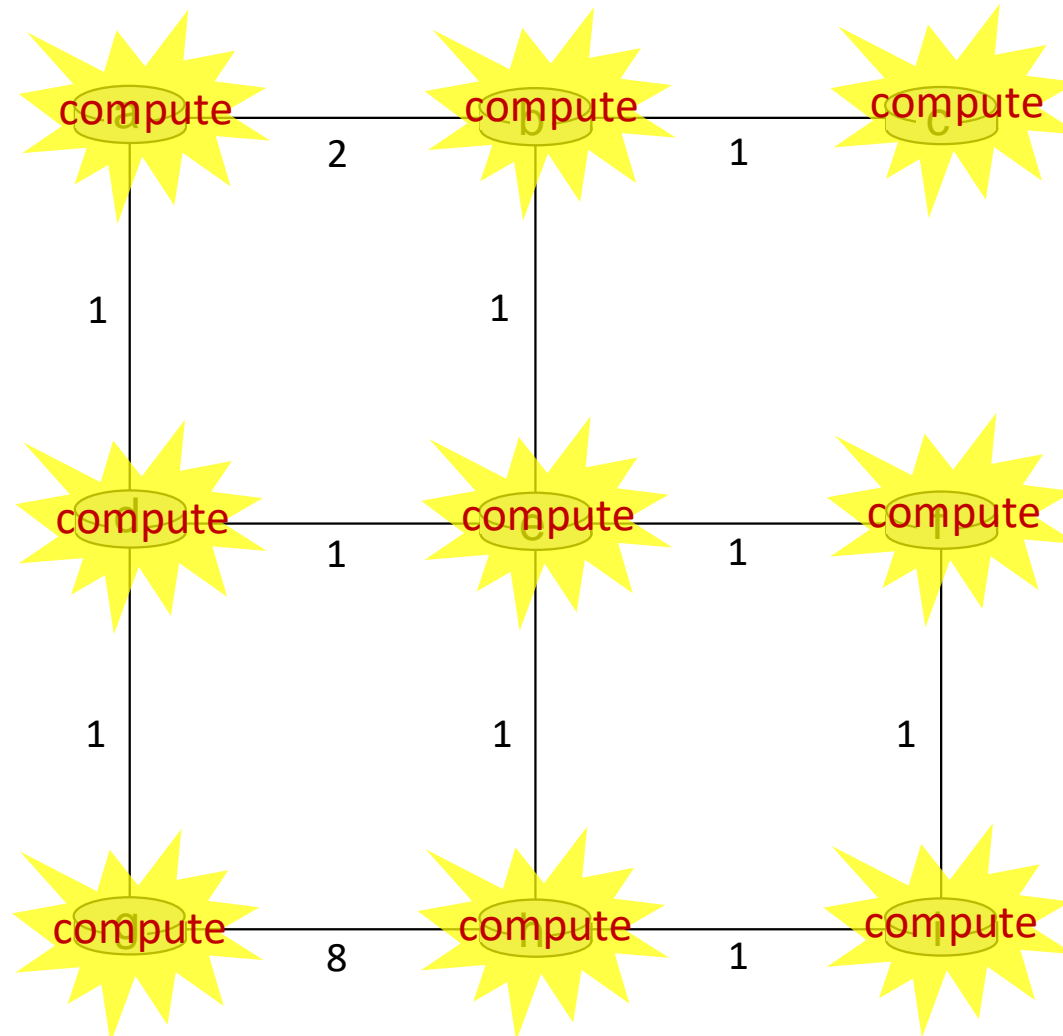
Distance vector example: iteration



t=2

All nodes:

- receive distance vectors from neighbors
- compute their new local distance vector
- send their new local distance vector to neighbors



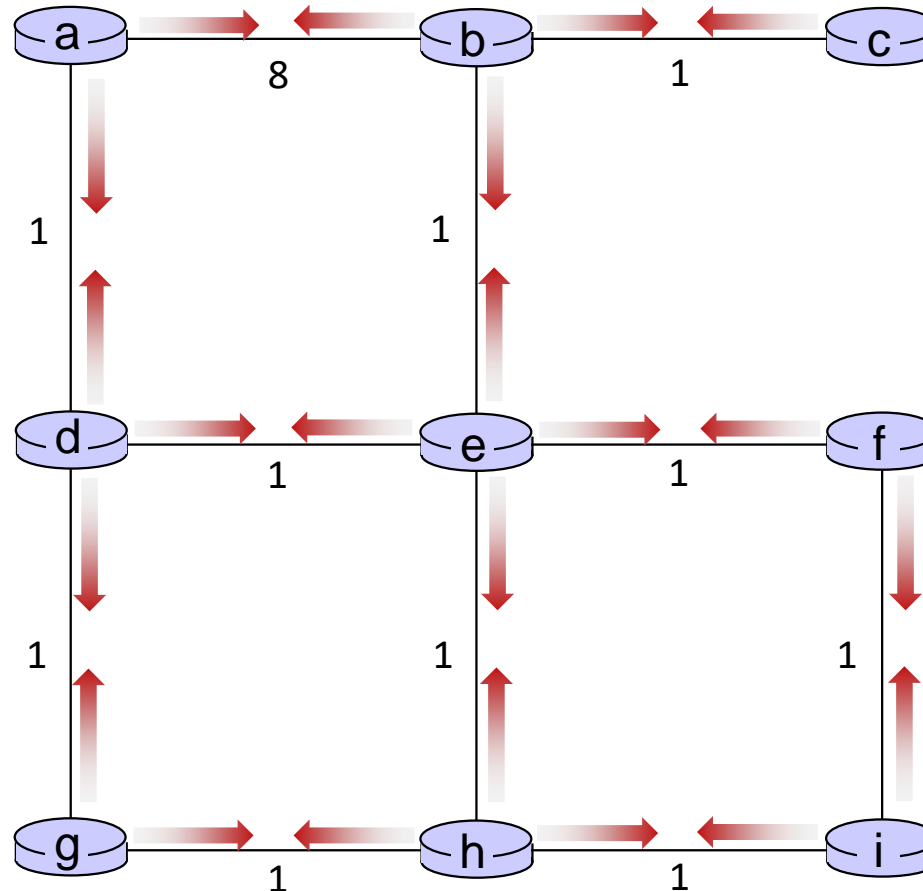
Distance vector example: iteration



$t=2$

All nodes:

- receive distance vectors from neighbors
- compute their new local distance vector
- send their new local distance vector to neighbors



Distance vector example: iteration

.... and so on

Let's next take a look at the iterative *computations* at nodes

Distance vector example:



t=1

- b receives DVs from a, c, e

DV in a:

$D_a(a) = 0$
 $D_a(b) = 8$
 $D_a(c) = \infty$
 $D_a(d) = 1$
 $D_a(e) = \infty$
 $D_a(f) = \infty$
 $D_a(g) = \infty$
 $D_a(h) = \infty$
 $D_a(i) = \infty$

DV in b:

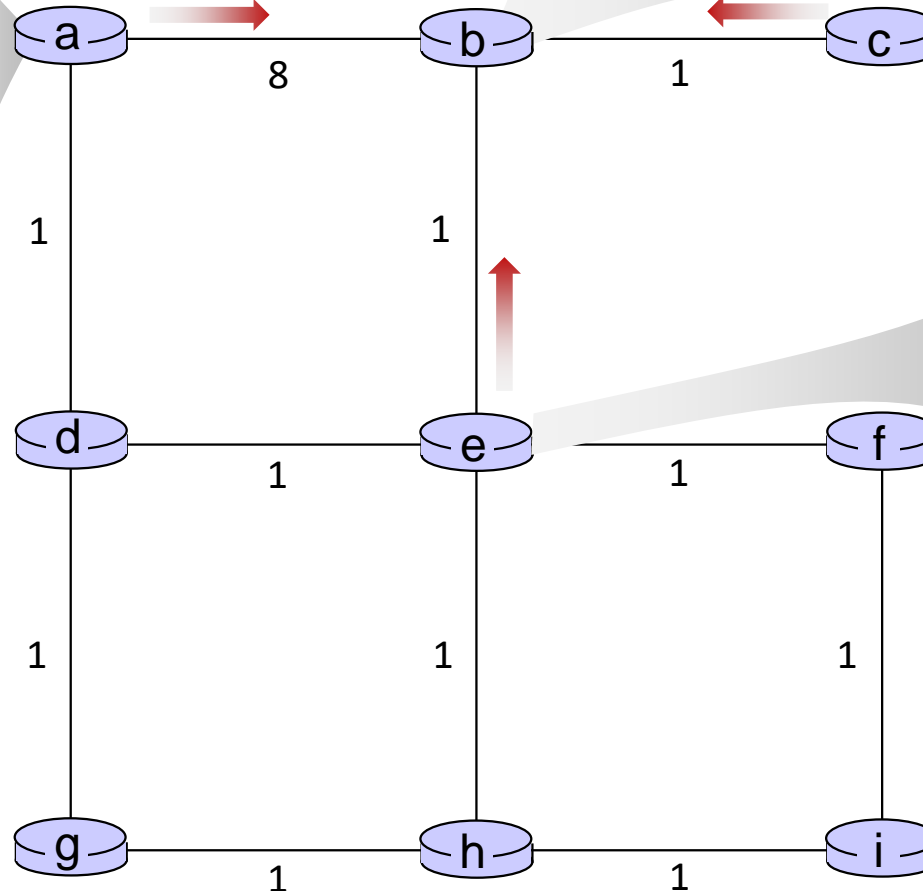
$D_b(a) = 8$ $D_b(f) = \infty$
 $D_b(c) = 1$ $D_b(g) = \infty$
 $D_b(d) = \infty$ $D_b(h) = \infty$
 $D_b(e) = 1$ $D_b(i) = \infty$

DV in c:

$D_c(a) = \infty$
 $D_c(b) = 1$
 $D_c(c) = 0$
 $D_c(d) = \infty$
 $D_c(e) = \infty$
 $D_c(f) = \infty$
 $D_c(g) = \infty$
 $D_c(h) = \infty$
 $D_c(i) = \infty$

DV in e:

$D_e(a) = \infty$
 $D_e(b) = 1$
 $D_e(c) = \infty$
 $D_e(d) = 1$
 $D_e(e) = 0$
 $D_e(f) = 1$
 $D_e(g) = \infty$
 $D_e(h) = 1$
 $D_e(i) = \infty$



Distance vector example:

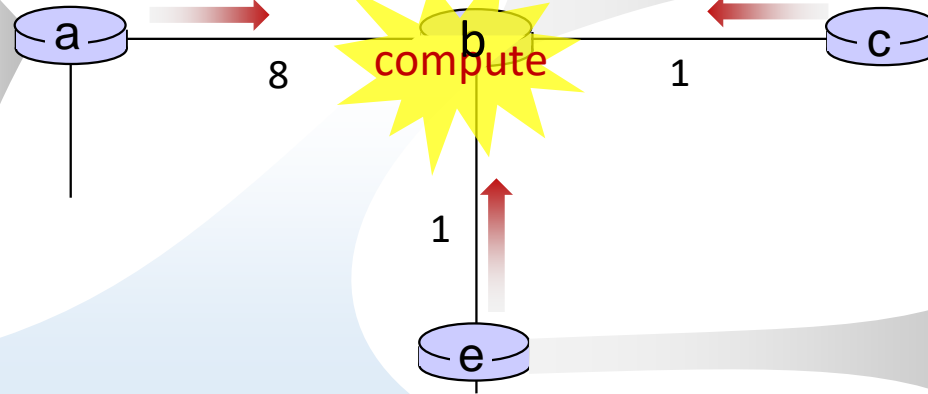


t=1

- b receives DVs from a, c, e, computes:

$$\begin{aligned}
 D_b(a) &= \min\{c_{b,a} + D_a(a), c_{b,c} + D_c(a), c_{b,e} + D_e(a)\} = \min\{8, \infty, \infty\} = 8 \\
 D_b(c) &= \min\{c_{b,a} + D_a(c), c_{b,c} + D_c(c), c_{b,e} + D_e(c)\} = \min\{\infty, 1, \infty\} = 1 \\
 D_b(d) &= \min\{c_{b,a} + D_a(d), c_{b,c} + D_c(d), c_{b,e} + D_e(d)\} = \min\{9, 2, \infty\} = 2 \\
 D_b(e) &= \min\{c_{b,a} + D_a(e), c_{b,c} + D_c(e), c_{b,e} + D_e(e)\} = \min\{\infty, \infty, 1\} = 1 \\
 D_b(f) &= \min\{c_{b,a} + D_a(f), c_{b,c} + D_c(f), c_{b,e} + D_e(f)\} = \min\{\infty, \infty, 2\} = 2 \\
 D_b(g) &= \min\{c_{b,a} + D_a(g), c_{b,c} + D_c(g), c_{b,e} + D_e(g)\} = \min\{\infty, \infty, \infty\} = \infty \\
 D_b(h) &= \min\{c_{b,a} + D_a(h), c_{b,c} + D_c(h), c_{b,e} + D_e(h)\} = \min\{\infty, \infty, 2\} = 2 \\
 D_b(i) &= \min\{c_{b,a} + D_a(i), c_{b,c} + D_c(i), c_{b,e} + D_e(i)\} = \min\{\infty, \infty, \infty\} = \infty
 \end{aligned}$$

DV in a:
$D_a(a) = 0$
$D_a(b) = 8$
$D_a(c) = \infty$
$D_a(d) = 1$
$D_a(e) = \infty$
$D_a(f) = \infty$
$D_a(g) = \infty$
$D_a(h) = \infty$
$D_a(i) = \infty$



DV in b:	
$D_b(a) = 8$	$D_b(f) = \infty$
$D_b(c) = 1$	$D_b(g) = \infty$
$D_b(d) = \infty$	$D_b(h) = \infty$
$D_b(e) = 1$	$D_b(i) = \infty$

DV in c:
$D_c(a) = \infty$
$D_c(b) = 1$
$D_c(c) = 0$
$D_c(d) = \infty$
$D_c(e) = \infty$
$D_c(f) = \infty$
$D_c(g) = \infty$
$D_c(h) = \infty$
$D_c(i) = \infty$

DV in e:
$D_e(a) = \infty$
$D_e(b) = 1$
$D_e(c) = \infty$
$D_e(d) = 1$
$D_e(e) = 0$
$D_e(f) = 1$
$D_e(g) = \infty$
$D_e(h) = 1$
$D_e(i) = \infty$

DV in b:	
$D_b(a) = 8$	$D_b(f) = 2$
$D_b(c) = 1$	$D_b(g) = \infty$
$D_b(d) = 2$	$D_b(h) = 2$
$D_b(e) = 1$	$D_b(i) = \infty$

Distance vector example:



t=1

- c receives DVs from b

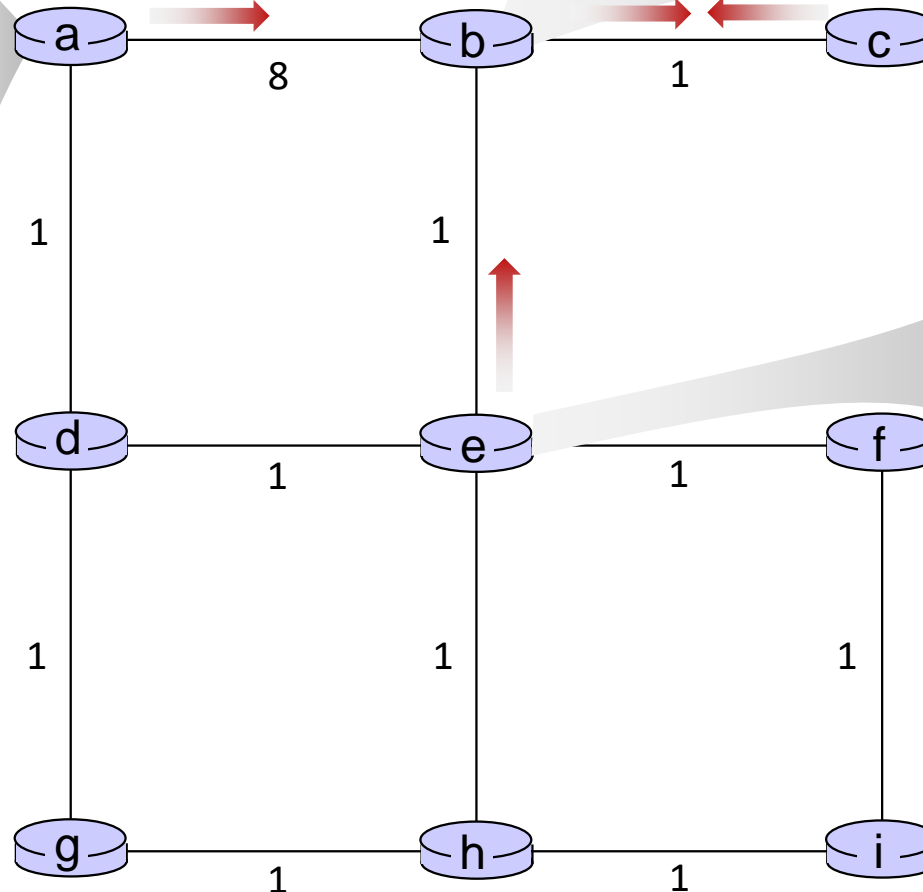
DV in a:
$D_a(a)=0$
$D_a(b)=8$
$D_a(c)=\infty$
$D_a(d)=1$
$D_a(e)=\infty$
$D_a(f)=\infty$
$D_a(g)=\infty$
$D_a(h)=\infty$
$D_a(i)=\infty$

DV in b:

$D_b(a) = 8$	$D_b(f) = \infty$
$D_b(c) = 1$	$D_b(g) = \infty$
$D_b(d) = \infty$	$D_b(h) = \infty$
$D_b(e) = 1$	$D_b(i) = \infty$

DV in c:
$D_c(a)=\infty$
$D_c(b)=1$
$D_c(c)=0$
$D_c(d)=\infty$
$D_c(e)=\infty$
$D_c(f)=\infty$
$D_c(g)=\infty$
$D_c(h)=\infty$
$D_c(i)=\infty$

DV in e:
$D_e(a)=\infty$
$D_e(b)=1$
$D_e(c)=\infty$
$D_e(d)=1$
$D_e(e)=0$
$D_e(f)=1$
$D_e(g)=\infty$
$D_e(h)=1$
$D_e(i)=\infty$



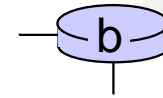
Distance vector example:



t=1

- c receives DVs from b computes:

$$\begin{aligned}D_c(a) &= \min\{c_{c,b} + D_b(a)\} = 1 + 8 = 9 \\D_c(b) &= \min\{c_{c,b} + D_b(b)\} = 1 + 0 = 1 \\D_c(d) &= \min\{c_{c,b} + D_b(d)\} = 1 + \infty = \infty \\D_c(e) &= \min\{c_{c,b} + D_b(e)\} = 1 + 1 = 2 \\D_c(f) &= \min\{c_{c,b} + D_b(f)\} = 1 + \infty = \infty \\D_c(g) &= \min\{c_{c,b} + D_b(g)\} = 1 + \infty = \infty \\D_c(h) &= \min\{c_{c,b} + D_b(h)\} = 1 + \infty = \infty \\D_c(i) &= \min\{c_{c,b} + D_b(i)\} = 1 + \infty = \infty\end{aligned}$$



1

compute

DV in b:

$D_b(a) = 8$	$D_b(f) = \infty$
$D_b(c) = 1$	$D_b(g) = \infty$
$D_b(d) = \infty$	$D_b(h) = \infty$
$D_b(e) = 1$	$D_b(i) = \infty$

DV in c:

$D_c(a) = \infty$
$D_c(b) = 1$
$D_c(c) = 0$
$D_c(d) = \infty$
$D_c(e) = \infty$
$D_c(f) = \infty$
$D_c(g) = \infty$
$D_c(h) = \infty$
$D_c(i) = \infty$

DV in c:

$D_c(a) = 9$
$D_c(b) = 1$
$D_c(c) = 0$
$D_c(d) = 2$
$D_c(e) = \infty$
$D_c(f) = \infty$
$D_c(g) = \infty$
$D_c(h) = \infty$
$D_c(i) = \infty$

* Check out the online interactive exercises for more examples:
http://gaia.cs.umass.edu/kurose_ross/interactive/

Distance vector example:



t=1

- e receives DVs from b, d, f, h

DV in d:

$D_c(a) = 1$
 $D_c(b) = \infty$
 $D_c(c) = \infty$
 $D_c(d) = 0$
 $D_c(e) = 1$
 $D_c(f) = \infty$
 $D_c(g) = 1$
 $D_c(h) = \infty$
 $D_c(i) = \infty$

DV in h:

$D_c(a) = \infty$
 $D_c(b) = \infty$
 $D_c(c) = \infty$
 $D_c(d) = \infty$
 $D_c(e) = 1$
 $D_c(f) = \infty$
 $D_c(g) = 1$
 $D_c(h) = 0$
 $D_c(i) = 1$

DV in b:

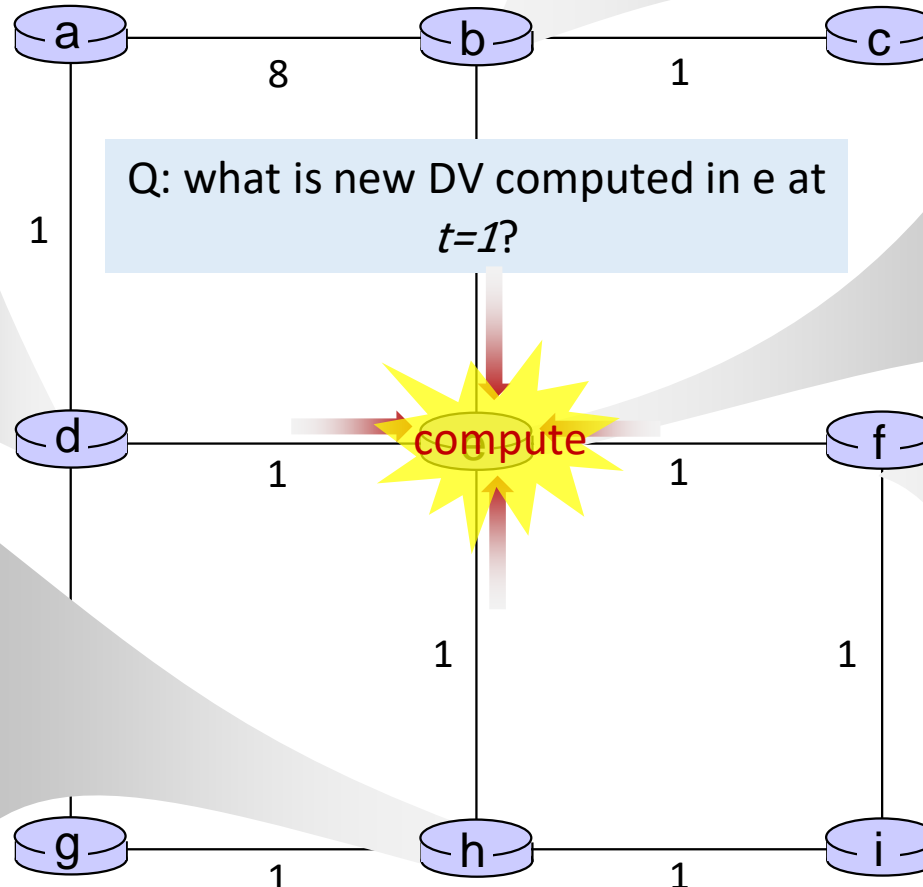
$D_b(a) = 8$ $D_b(f) = \infty$
 $D_b(c) = 1$ $D_b(g) = \infty$
 $D_b(d) = \infty$ $D_b(h) = \infty$
 $D_b(e) = 1$ $D_b(i) = \infty$

DV in e:

$D_e(a) = \infty$
 $D_e(b) = 1$
 $D_e(c) = \infty$
 $D_e(d) = 1$
 $D_e(e) = 0$
 $D_e(f) = 1$
 $D_e(g) = \infty$
 $D_e(h) = 1$
 $D_e(i) = \infty$

DV in f:

$D_c(a) = \infty$
 $D_c(b) = \infty$
 $D_c(c) = \infty$
 $D_c(d) = \infty$
 $D_c(e) = 1$
 $D_c(f) = 0$
 $D_c(g) = \infty$
 $D_c(h) = \infty$
 $D_c(i) = 1$








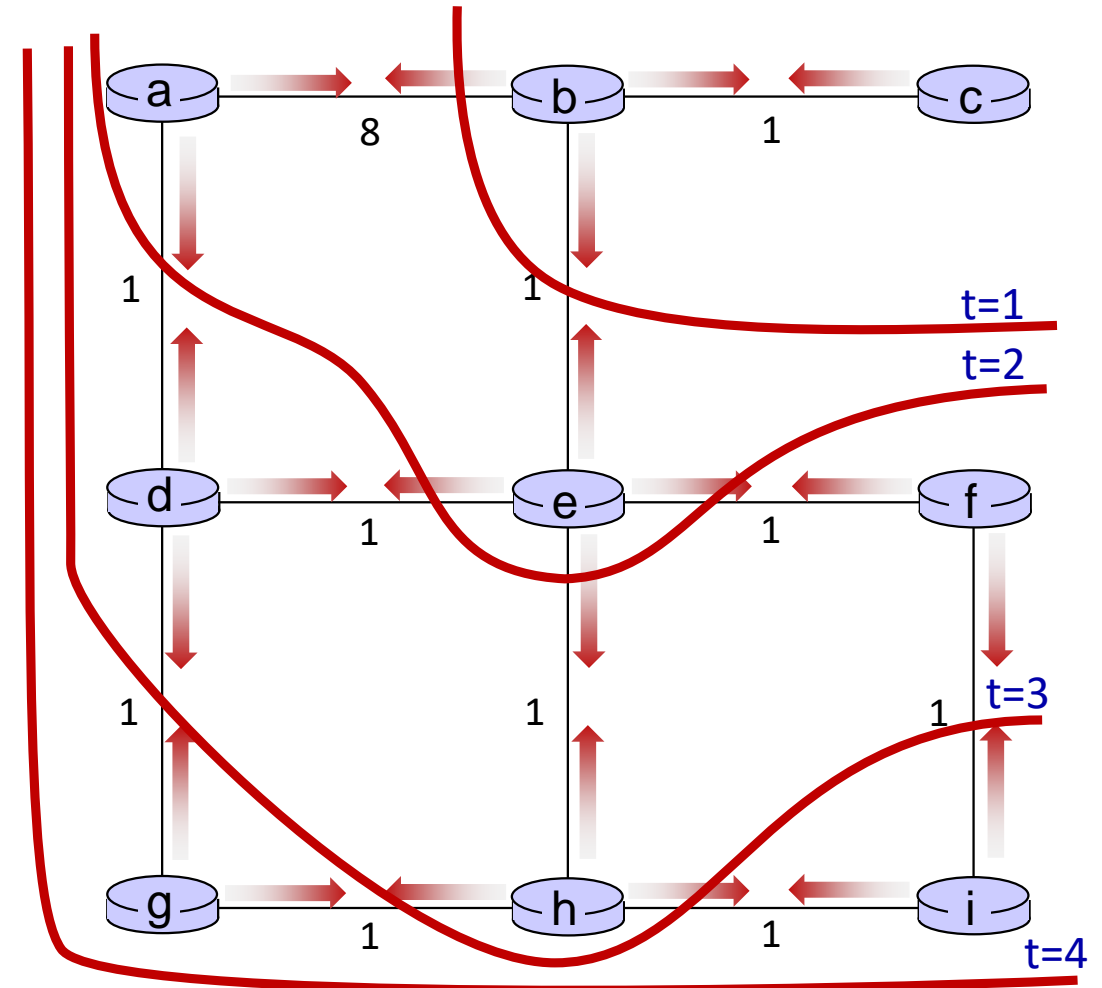
Q: what is new DV computed in e at $t=1$?

compute

Distance vector: state information diffusion

Iterative communication, computation steps diffuses information through network:

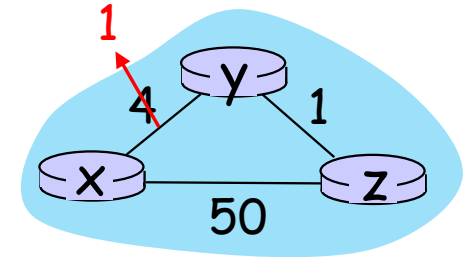
-  $t=0$ c's state at $t=0$ is at c only
-  $t=1$ c's state at $t=0$ has propagated to b, and may influence distance vector computations up to **1** hop away, i.e., at b
-  $t=2$ c's state at $t=0$ may now influence distance vector computations up to **2** hops away, i.e., at b and now at a, e as well
-  $t=3$ c's state at $t=0$ may influence distance vector computations up to **3** hops away, i.e., at b,a,e and now at c,f,h as well
-  $t=4$ c's state at $t=0$ may influence distance vector computations up to **4** hops away, i.e., at b,a,e, c, f, h and now at g,i as well



Distance vector: link cost changes

link cost changes:

- node detects local link cost change
- updates routing info, recalculates local DV
- if DV changes, notify neighbors



“good news
travels fast”

t_0 : y detects link-cost change, updates its DV, informs its neighbors.

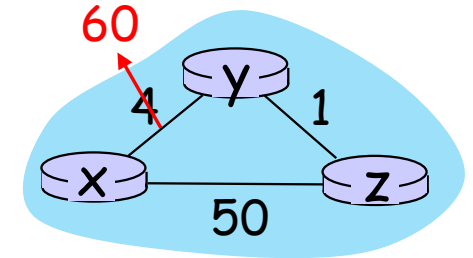
t_1 : z receives update from y , updates its table, computes new least cost to x , sends its neighbors its DV.

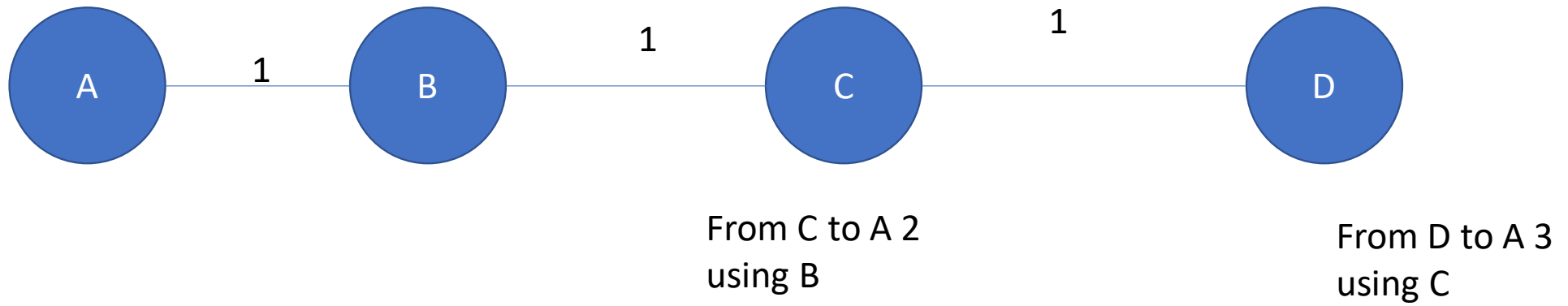
t_2 : y receives z 's update, updates its distance table. y 's least costs do *not* change, so y does *not* send a message to z .

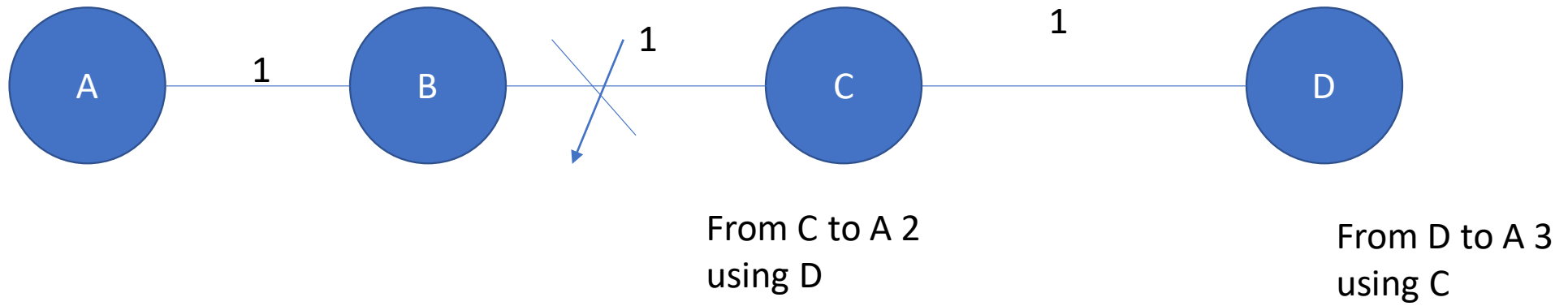
Distance vector: link cost changes

link cost changes:

- node detects local link cost change
- “bad news travels slow” – count-to-infinity problem:
 - y sees direct link to x has new cost 60, but z has said it has a path at cost of 5. So y computes “my new cost to x will be 6, via z); notifies z of new cost of 6 to x.
 - z learns that path to x via y has new cost 6, so z computes “my new cost to x will be 7 via y), notifies y of new cost of 7 to x.
 - y learns that path to x via z has new cost 7, so y computes “my new cost to x will be 8 via y), notifies z of new cost of 8 to x.
 - z learns that path to x via y has new cost 8, so z computes “my new cost to x will be 9 via y), notifies y of new cost of 9 to x.
 - ...
- see text for solutions. *Distributed algorithms are tricky!*







Comparison of LS and DV algorithms

message complexity

LS: n routers, $O(n^2)$ messages sent

DV: exchange between neighbors;
convergence time varies

speed of convergence

LS: $O(n^2)$ algorithm, $O(n^2)$ messages

- may have oscillations

DV: convergence time varies

- may have routing loops
- count-to-infinity problem

robustness: what happens if router malfunctions, or is compromised?

LS:

- router can advertise incorrect *link* cost
- each router computes only its *own* table

DV:

- DV router can advertise incorrect *path* cost (“I have a *really* low cost path to everywhere”): black-holing
- each router’s table used by others: error propagate thru network

Network layer: “control plane” roadmap

- introduction
- routing protocols
- **intra-ISP routing: OSPF**
- routing among ISPs: BGP
- SDN control plane
- Internet Control Message Protocol



- network management, configuration
 - SNMP
 - NETCONF/YANG

Making routing scalable

our routing study thus far - idealized

- all routers identical
- network “flat”

... not true in practice

scale: billions of destinations:

- can't store all destinations in routing tables!
- routing table exchange would swamp links!

administrative autonomy:

- Internet: a network of networks
- each network admin may want to control routing in its own network

Internet approach to scalable routing

aggregate routers into regions known as “autonomous systems” (AS) (a.k.a. “domains”)

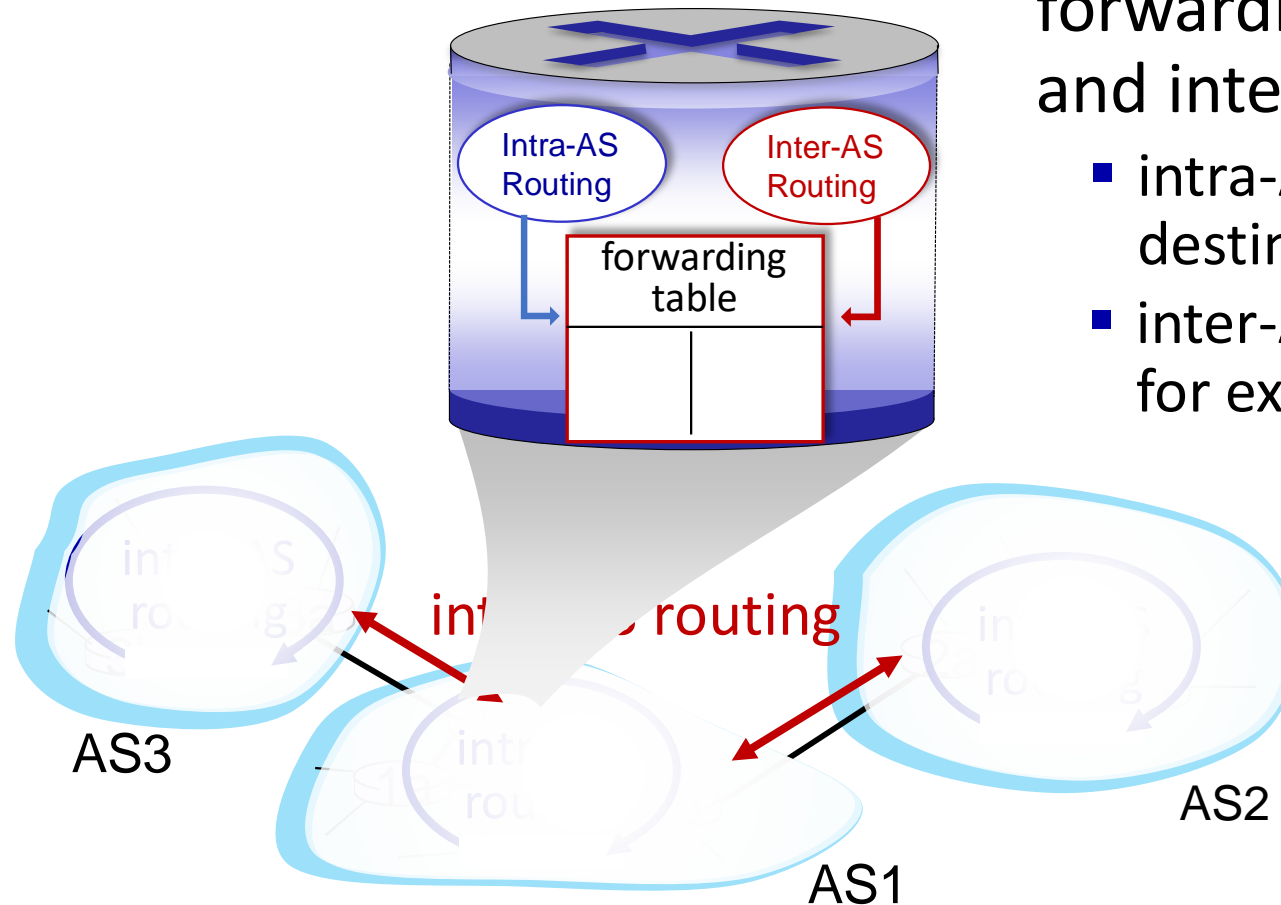
intra-AS (aka “intra-domain”):
routing among *within same AS*
(“*network*”)

- all routers in AS must run same intra-domain protocol
- routers in different AS can run different intra-domain routing protocols
- **gateway router:** at “edge” of its own AS, has link(s) to router(s) in other AS'es

inter-AS (aka “inter-domain”):
routing *among* AS'es

- gateways perform inter-domain routing (as well as intra-domain routing)

Interconnected ASes



forwarding table configured by intra- and inter-AS routing algorithms

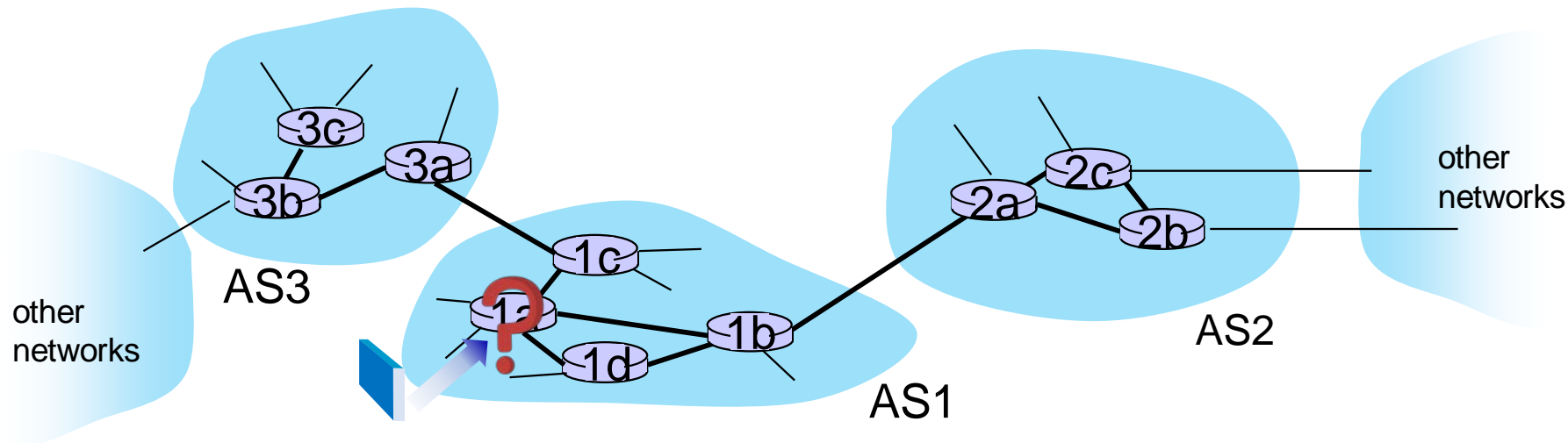
- intra-AS routing determine entries for destinations within AS
- inter-AS & intra-AS determine entries for external destinations

Inter-AS routing: a role in intradomain forwarding

- suppose router in AS1 receives datagram destined outside of AS1:
- ? • router should forward packet to gateway router in AS1, but which one?

AS1 inter-domain routing must:

1. learn which destinations reachable through AS2, which through AS3
2. propagate this reachability info to all routers in AS1



Intra-AS routing: routing within an AS

most common intra-AS routing protocols:

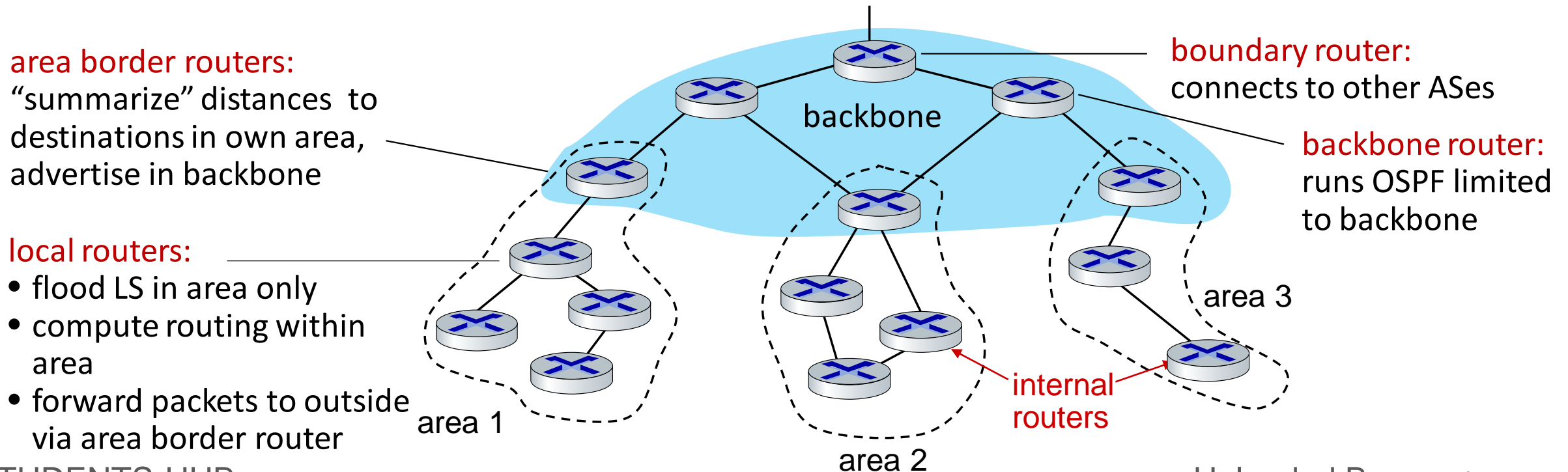
- **RIP: Routing Information Protocol** [RFC 1723]
 - classic DV: DVs exchanged every 30 secs
 - no longer widely used
- **EIGRP: Enhanced Interior Gateway Routing Protocol**
 - DV based
 - formerly Cisco-proprietary for decades (became open in 2013 [RFC 7868])
- **OSPF: Open Shortest Path First** [RFC 2328]
 - link-state routing
 - IS-IS protocol (ISO standard, not RFC standard) essentially same as OSPF

OSPF (Open Shortest Path First) routing

- “open”: publicly available
- classic link-state
 - each router floods OSPF link-state advertisements (directly over IP rather than using TCP/UDP) to all other routers in entire AS
 - multiple link costs metrics possible: bandwidth, delay
 - each router has full topology, uses Dijkstra’s algorithm to compute forwarding table
- *security*: all OSPF messages authenticated (to prevent malicious intrusion)

Hierarchical OSPF

- **two-level hierarchy:** local area, backbone.
 - link-state advertisements flooded only in area, or backbone
 - each node has detailed area topology; only knows direction to reach other destinations



Network layer: “control plane” roadmap

- introduction
- routing protocols
- intra-ISP routing: OSPF
- **routing among ISPs: BGP**
- SDN control plane
- Internet Control Message Protocol

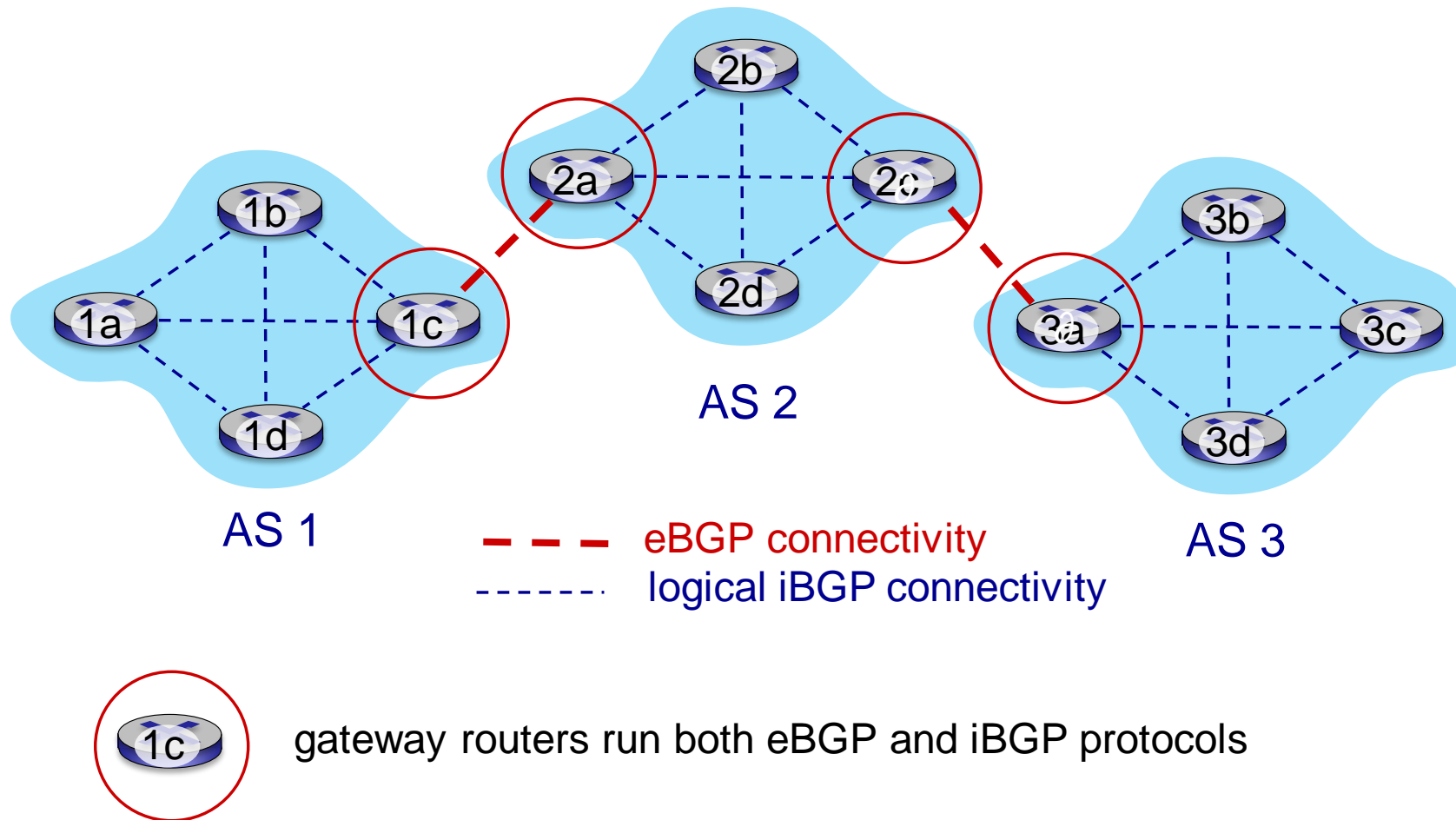


- network management, configuration
 - SNMP
 - NETCONF/YANG

Internet inter-AS routing: BGP

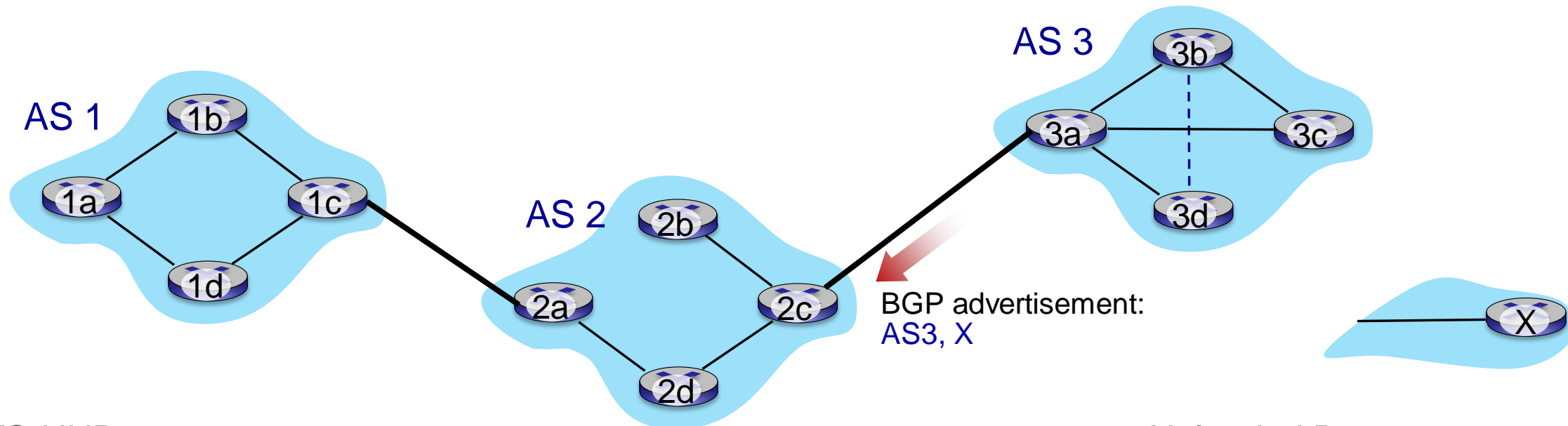
- **BGP (Border Gateway Protocol):** *the* de facto inter-domain routing protocol
 - “glue that holds the Internet together”
- allows subnet to advertise its existence, and the destinations it can reach, to rest of Internet: *“I am here, here is who I can reach, and how”*
- BGP provides each AS a means to:
 - **eBGP:** obtain subnet reachability information from neighboring ASes
 - **iBGP:** propagate reachability information to all AS-internal routers.
 - determine “good” routes to other networks based on reachability information and *policy*

eBGP, iBGP connections



BGP basics

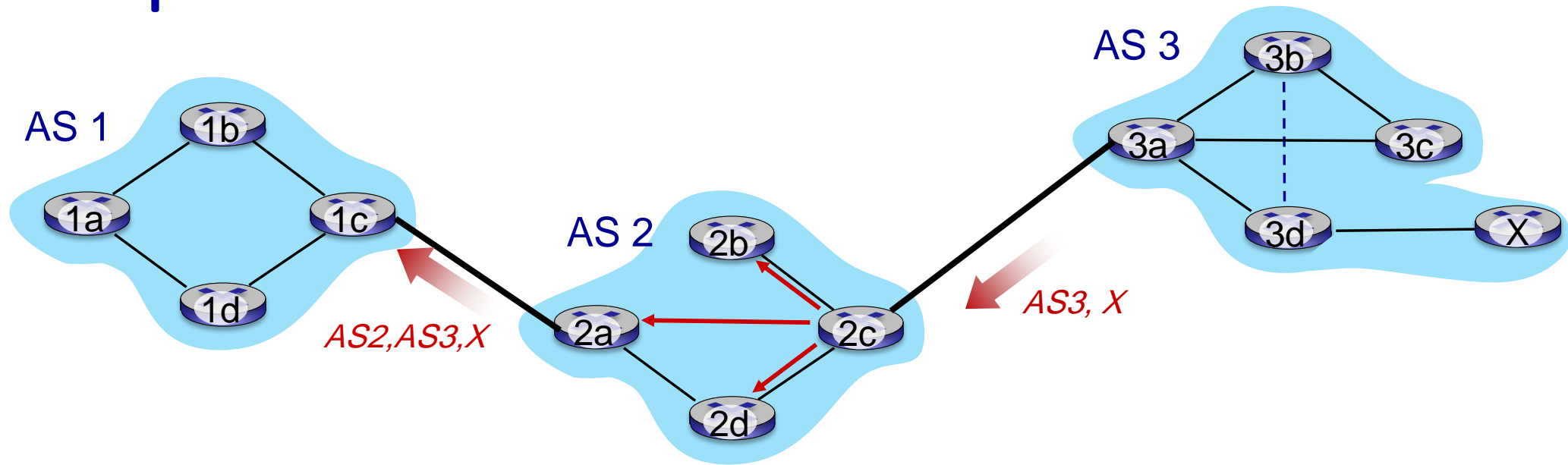
- **BGP session:** two BGP routers (“peers”) exchange BGP messages over semi-permanent TCP connection:
 - advertising *paths* to different destination network prefixes (BGP is a “path vector” protocol)
- when AS3 gateway 3a advertises *path AS3,X* to AS2 gateway 2c:
 - AS3 *promises* to AS2 it will forward datagrams towards X



Path attributes and BGP routes

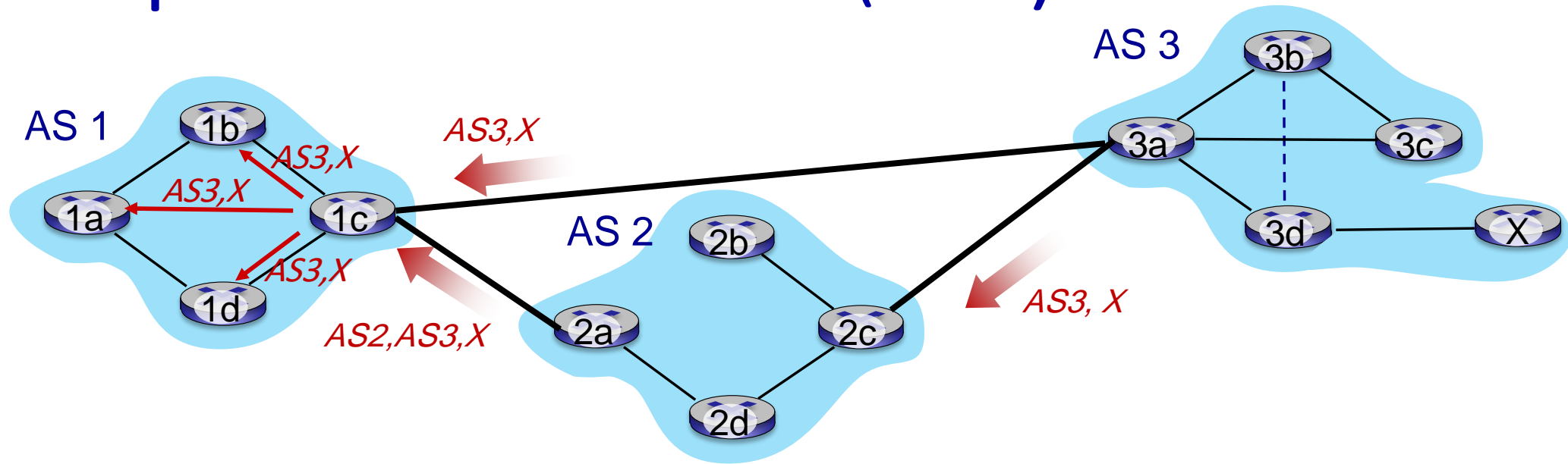
- BGP advertised route: prefix + attributes
 - prefix: destination being advertised
 - two important attributes:
 - **AS-PATH**: list of ASes through which prefix advertisement has passed
 - **NEXT-HOP**: indicates specific internal-AS router to next-hop AS
- **policy-based routing**:
 - gateway receiving route advertisement uses *import policy* to accept/decline path (e.g., never route through AS Y).
 - AS policy also determines whether to *advertise* path to other neighboring ASes

BGP path advertisement



- AS2 router 2c receives path advertisement **AS3, X** (via eBGP) from AS3 router 3a
- based on AS2 policy, AS2 router 2c accepts path AS3, X, propagates (via iBGP) to all AS2 routers
- based on AS2 policy, AS2 router 2a advertises (via eBGP) path **AS2, AS3, X** to AS1 router 1c

BGP path advertisement (more)



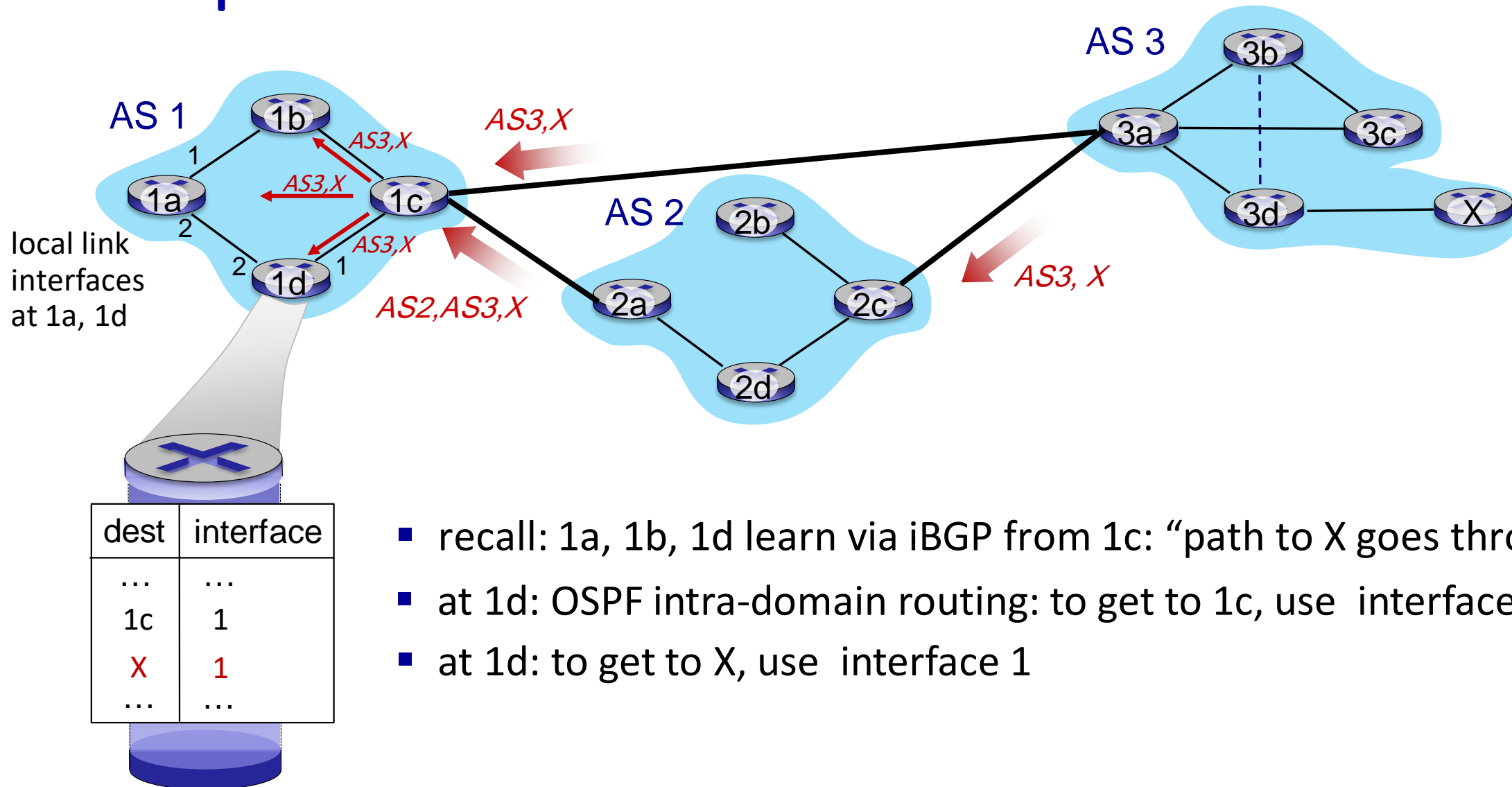
gateway router may learn about **multiple** paths to destination:

- AS1 gateway router 1c learns path **AS2,AS3,X** from 2a
- AS1 gateway router 1c learns path **AS3,X** from 3a
- based on **policy**, AS1 gateway router 1c chooses path **AS3,X** and advertises path within AS1 via iBGP

BGP messages

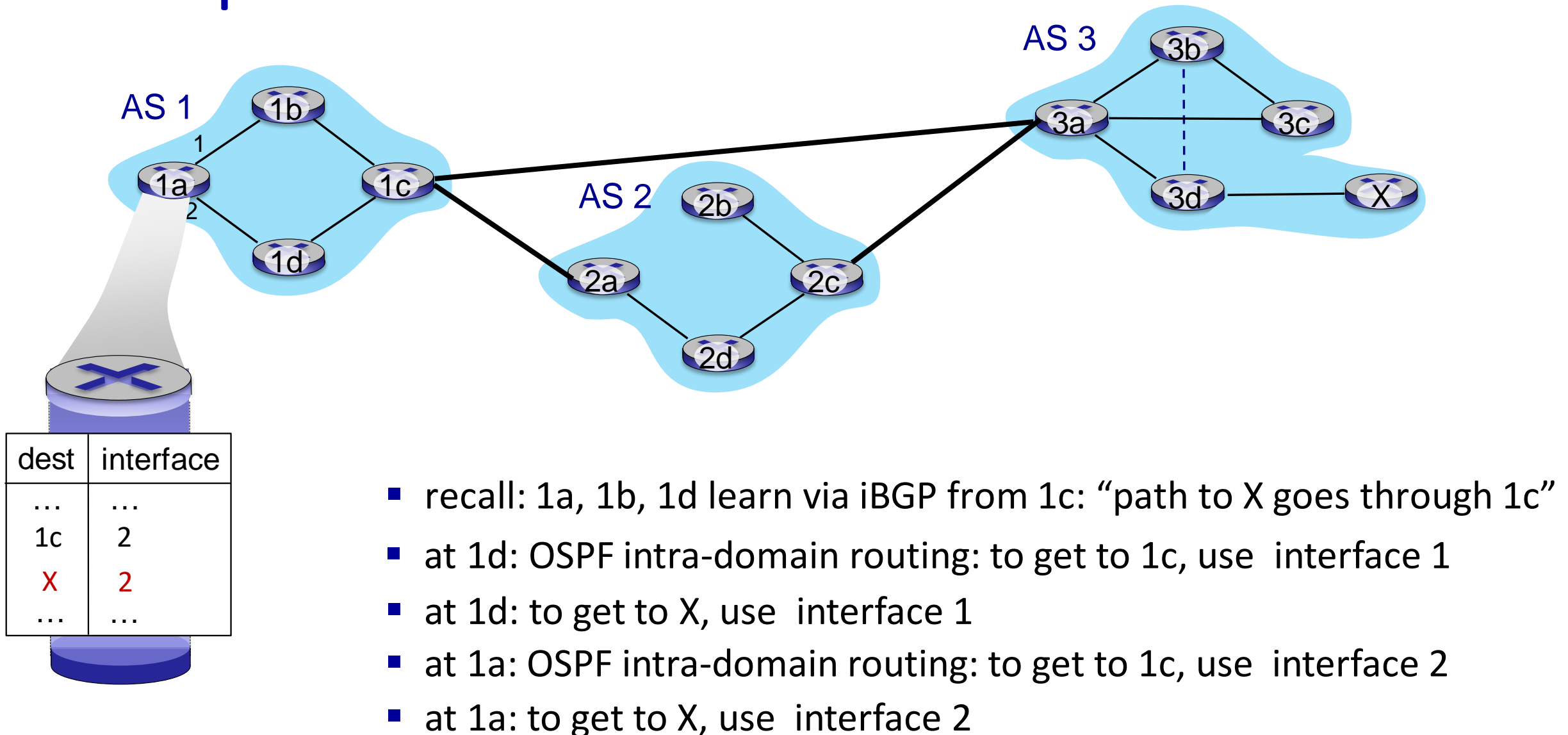
- BGP messages exchanged between peers over TCP connection
- BGP messages:
 - **OPEN**: opens TCP connection to remote BGP peer and authenticates sending BGP peer
 - **UPDATE**: advertises new path (or withdraws old)
 - **KEEPALIVE**: keeps connection alive in absence of UPDATES; also ACKs OPEN request
 - **NOTIFICATION**: reports errors in previous msg; also used to close connection

BGP path advertisement



- recall: 1a, 1b, 1d learn via iBGP from 1c: “path to X goes through 1c”
- at 1d: OSPF intra-domain routing: to get to 1c, use interface 1
- at 1d: to get to X, use interface 1

BGP path advertisement



Why different Intra-, Inter-AS routing ?

policy:

- inter-AS: admin wants control over how its traffic routed, who routes through its network
- intra-AS: single admin, so policy less of an issue

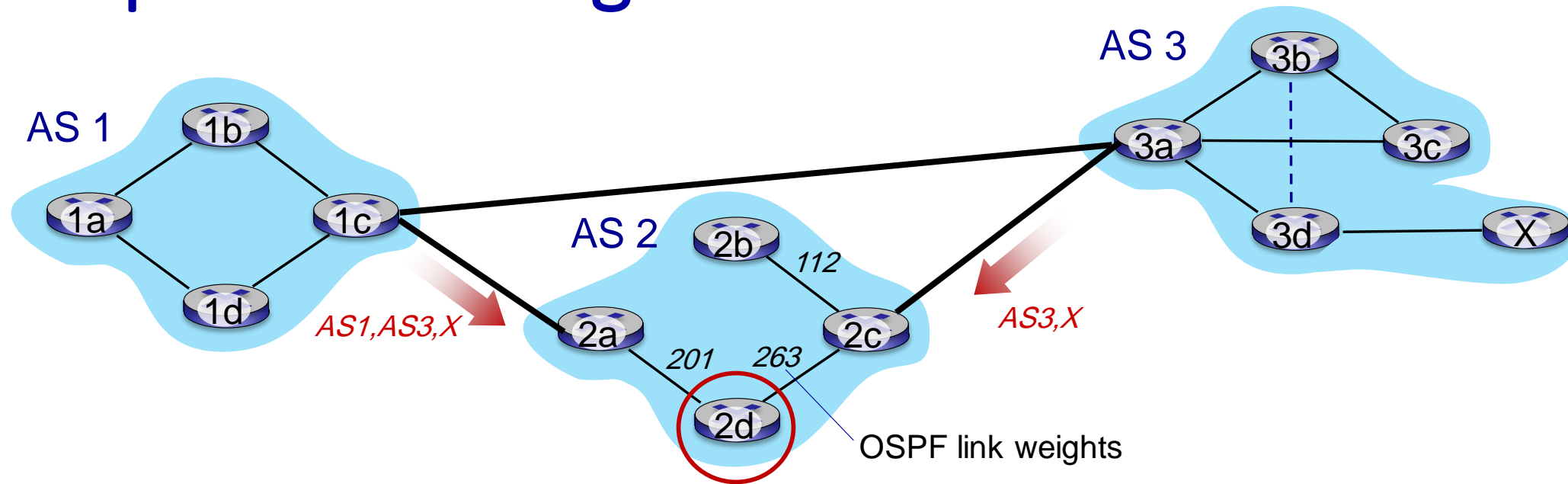
scale:

- hierarchical routing saves table size, reduced update traffic

performance:

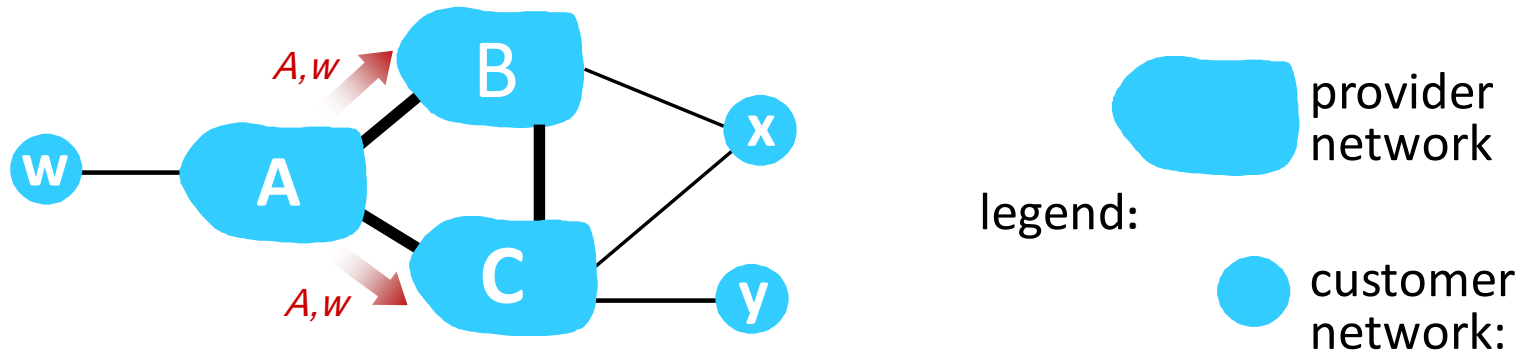
- intra-AS: can focus on performance
- inter-AS: policy dominates over performance

Hot potato routing



- 2d learns (via iBGP) it can route to X via 2a or 2c
- **hot potato routing**: choose local gateway that has least *intra-domain* cost (e.g., 2d chooses 2a, even though more AS hops to X): don't worry about inter-domain cost!

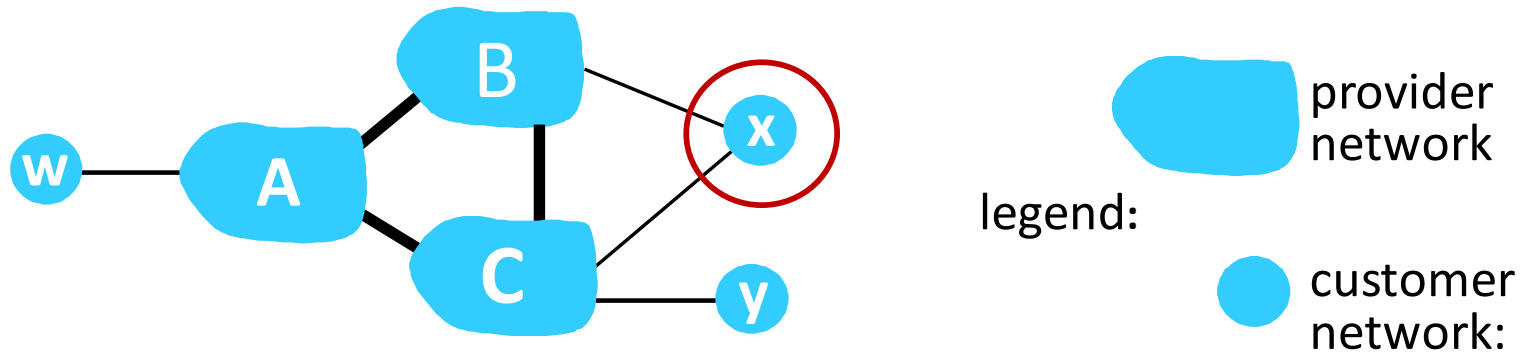
BGP: achieving policy via advertisements



ISP only wants to route traffic to/from its customer networks (does not want to carry transit traffic between other ISPs – a typical “real world” policy)

- A advertises path Aw to B and to C
- B *chooses not to advertise* BAw to C!
 - B gets no “revenue” for routing CBAw, since none of C, A, w are B’s customers
 - C does *not* learn about CBAw path
- C will route CAw (not using B) to get to w

BGP: achieving policy via advertisements (more)



ISP only wants to route traffic to/from its customer networks (does not want to carry transit traffic between other ISPs – a typical “real world” policy)

- A,B,C are **provider networks**
- x,w,y are **customer** (of provider networks)
- x is **dual-homed**: attached to two networks
- *policy to enforce*: x does not want to route from B to C via x
 - .. so x will not advertise to B a route to C

BGP route selection

- router may learn about more than one route to destination AS, selects route based on:
 1. local preference value attribute: policy decision
 2. shortest AS-PATH
 3. closest NEXT-HOP router: hot potato routing
 4. additional criteria

Network layer: Summary

we've learned a lot!

- approaches to network control plane
 - per-router control (traditional)
 - logically centralized control (software defined networking)
- traditional routing algorithms
 - implementation in Internet: OSPF , BGP
- SDN controllers
 - implementation in practice: ODL, ONOS
- Internet Control Message Protocol
- network management

next stop: link layer!

Network layer, control plane: Done!

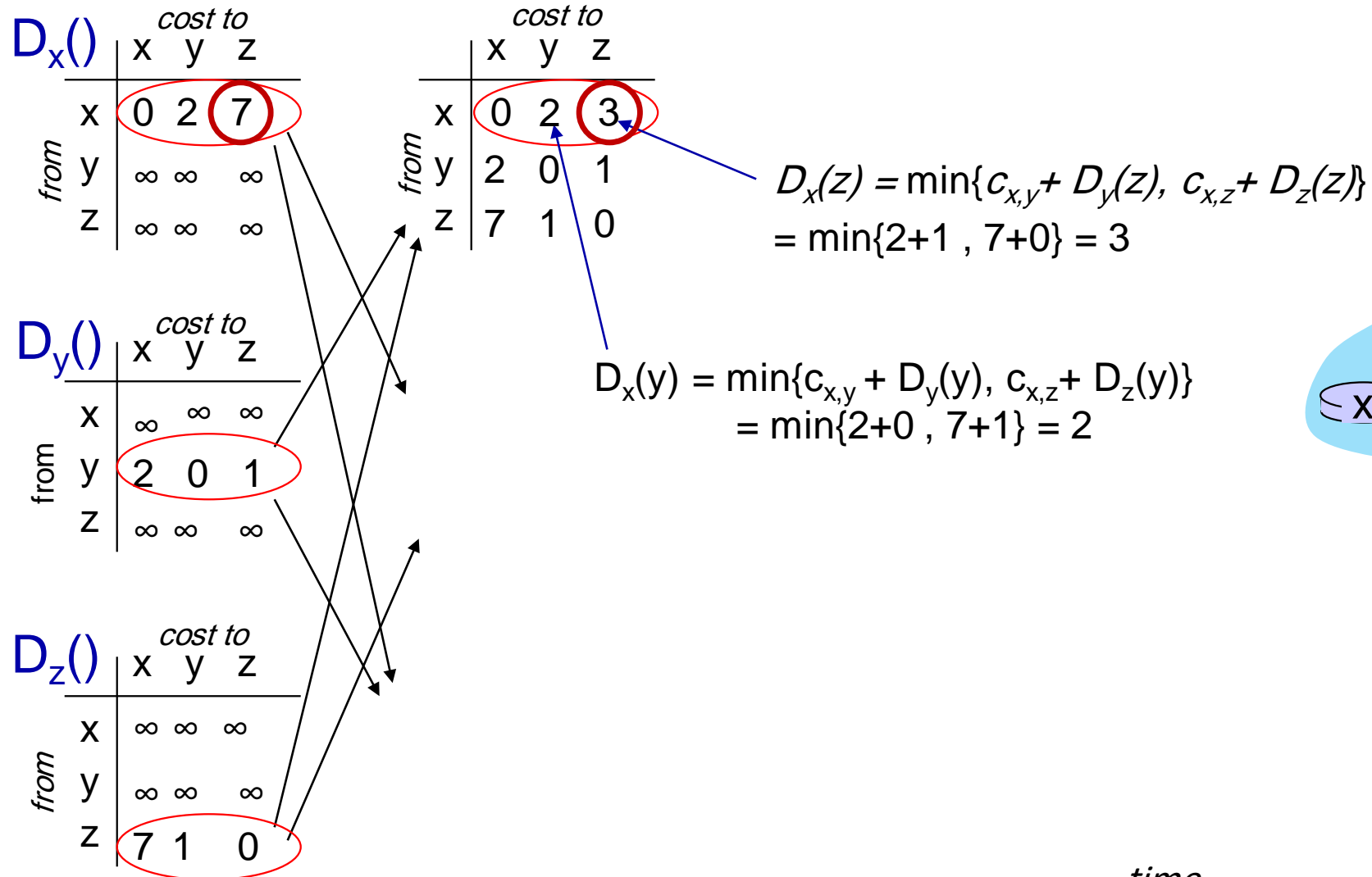
- introduction
- routing protocols
 - link state
 - distance vector
- intra-ISP routing: OSPF
- routing among ISPs: BGP
- SDN control plane
- Internet Control Message Protocol



- network management, configuration
 - SNMP
 - NETCONF/YANG

Additional Chapter 5 slides

Distance vector: another example



Distance vector: another example

